
PICTURE PRICE GUIDE

FISHER & PAYKEL

Q2-Q3, 2021

TABLE OF CONTENTS

Cook

Professional Ranges	1
Professional Range Accessories	9
Contemporary Ranges	11
Classic Ranges.	18
Classic & Contemporary Range Accessories.	34
Professional Built-In Ovens	35
Professional Companions.	38
Contemporary Built-In Ovens	42
Contemporary Companions.	62
Companion Products Accessories	72
Built-In Oven Handle Kits.	73
Microwave Ovens	74
Microwave Trim Kits	76
Induction & Electric Cooktops	77
Contemporary Gas Cooktops	83
Professional Gas Cooktops	85
Professional Rangetops	87
Professional Rangetop Accessories	89
Contemporary Wall Hoods	90
Contemporary Ventilation Accessories	97
Professional Wall Hoods	98
Professional Ventilation Accessories.	101
Range Hood Inserts	102
Downdrafts	107

Cool

Integrated Column Refrigerators	109
Integrated Column Freezers	112
Integrated Column Wine	114
Wine Column Accessories	115
Integrated Column Accessories	116
Cooldrawer™ Multi-Temperature Drawer	118
Cooldrawer™ Multi-Temperature Drawer Accessories	119
Integrated Refrigeration - French Door	120
Integrated Refrigeration - French Doors - Accessories	123
Integrated Refrigeration - Bottom Mount	125
Integrated Refrigeration - Bottom Mount - Accessories	128
Professional French Door Refrigerators	133
Professional French Door Refrigerators Accessories	134
Contemporary French Door Refrigerators	135
Contemporary French Door Refrigerators Accessories	139
Contemporary Quad Door Refrigerators	140
Professional Bottom Freezer Refrigerators	141
Contemporary Bottom Freezer Refrigerators	142
Contemporary Bottom Freezer Refrigerators Accessories	149

Clean

Professional Dishdrawer™	150
Contemporary Double Dishdrawer™	151
Single Dishdrawer™	157
Integrated Dishwasher	162
Dishdrawer & Dishwasher Accessories	163
Front Load Compact Washers	164
Front Load Compact Dryers	165
Laundry Accessories	166

PROFESSIONAL RANGES



Model no. (Natural/LP)	RHV3-484-N / RHV3-484-L	RDV3-485GD-N / RDV3-485GD-L
Price (UMRP)	\$13,499	\$12,999
SKU (Natural/LP)	81890 / 81891	81894 / 81895
Type of appliance	Dual Fuel Range, 48", 4 Burners with 4 Induction Zones	Dual Fuel Range, 48", 5 Burners with Griddle
Dimensions	D: 29 1/8" x W: 47 7/8" x H: 35 3/4" - 36 3/4"	D: 29 1/8" x W: 47 7/8" x H: 35 3/4" - 36 3/4"
Finish	Stainless steel	Stainless steel
Total oven capacity	6.9 cu ft	6.9 cu ft
Cooktop features	Combination	Combination
Sealed, Dual Flow Burners™	4	5
Simmer on all Burners	140°F	140°F
Total Cooktop Power BTU	79,000	121,500
Center Cooktop/s Power BTU		23,500
Front Cooktop/s Power BTU	23,500 (Left) 18,500 (Right)	18,500 (Left) 18,500 (Right)
Back Cooktop/s Power BTU	18,500 (Left) 18,500 (Right)	18,500 (Left) 18,500 (Right)
Front Cooktop/s Power Induction	2,100W (3,700W*) (Left & Right)	
Back Cooktop/s Power Induction	2,100W (3,700W*) (Left & Right)	
Griddle Power		24,000
Grill Power		
Dishwasher proof trivets	●	●
Vent trim included	Flat Vent Trim	Flat Vent Trim
*Maximum power output when set for PowerBoost		
Main oven features	Electric	Electric
Capacity total	4.8 cu ft	4.8 cu ft
Self Cleaning	●	●
Bake	4600W	4600W
Broil	4000W	4000W
True convection	2500W	2500W
Shelf positions	5	5
Full extension telescopic racks	2	2
Large broil pan	●	●
Main oven functions	15	15
Secondary oven features	Electric	Electric
Capacity total	2.1 cu ft	2.1 cu ft
Bake	2450W	2450W
Broil	3600W	3600W
Shelf positions	5	5
3/4 Extension racks	2	2
Secondary oven functions	11	11
Optional square handle accessory	AH-R48 / 71107 (\$439)	AH-R48 / 71107 (\$439)
Power requirements	4 wire	4 wire
Supply voltage	120 / 240V	120 / 240V
Supply frequency	60Hz	60Hz
Rated current	50A	50A
Warranty	Limited 2 Years Parts and Labor	Limited 2 Years Parts and Labor

PROFESSIONAL RANGES



Model no. (Natural/LP)	RDV3-488-N / RDV3-488-L	RGV3-485GD-N / RGV3-485GD-L
Price (UMRP)	\$11,999	\$10,499
SKU (Natural/LP)	81896 / 81897	81996 / 81997
Type of appliance	Dual Fuel Range, 48", 8 Burners	48" Professional Gas Range: 5 Burners with Griddle
Dimensions	D: 29 1/8" x W: 47 7/8" x H: 35 3/4" - 36 3/4"	D: 29 1/8" x W: 47 7/8" x H: 35 3/4" - 36 3/4"
Finish	Stainless steel	Stainless steel
Total oven capacity	6.9 cu ft	5.3 + 2.4 cu ft
Cooktop features	Combination	Natural Gas
Sealed, Dual Flow Burners™	8	5
Simmer on all Burners	140°F	140°F
Total Cooktop Power BTU	158,000	121,500
Center Cooktop/s Power BTU		23,500 (Center)
Front Cooktop/s Power BTU	23,500 (Left, Right) 18,500 (Center x2)	18,500 (Left, Right)
Back Cooktop/s Power BTU	18,500 (Left, Center x2, Right)	18,500 (Left, Right)
Griddle Power		24,000
Grill Power		
Dishwasher proof trivets	●	●
Vent trim included	Flat Vent Trim	Flat Vent Trim
<small>*Maximum power output when set for PowerBoost</small>		
Main oven features	Electric	Natural Gas
Capacity total	4.8 cu ft	5.3 cu ft
Self Cleaning	●	
Infrared Broiler		●
Bake	4600W	28,000 BTU
Broil	4000W	18,500 BTU
True convection	2500W	
Shelf positions	5	5
Full extension telescopic racks	2	2
Large broil pan	●	
Main oven functions	15	4 - Bake, Convection Bake, Broil, Slow Cook
Secondary oven features	Electric	Natural Gas
Capacity total	2.1 cu ft	2.4 cu ft
Bake	2450W	18,000 BTU
Broil	3600W	
Shelf positions	5	5
3/4 Extension racks	2	2
Secondary oven functions	11	4 - Bake, Convection Bake, Proof, Slow Cook
Optional square handle accessory	AH-R48 / 71107 (\$439)	AH-R48 / 71107 (\$439)
Power requirements	4 wire	3 wire
Supply voltage	120 / 240V	120V
Supply frequency	60Hz	60Hz
Rated current	50A	15A
Warranty	Limited 2 Years Parts and Labor	Limited 2 Years Parts and Labor

PROFESSIONAL RANGES

**COMING
SOON**



Model no. (Natural/LP)	RGV3-486GD-N / RGV3-486GD-L	RGV3-488-N / RGV3-488-L
Price (UMRP)	\$9,999	\$9,499
SKU (Natural/LP)	82383 / 82834	81994 / 81995
Type of appliance	48" Professional Gas Range: 6 Burners with Griddle	48" Professional Gas Range: 8 Burners
Dimensions	D: 29 1/8" x W: 47 7/8" x H: 35 3/4" - 36 3/4"	D: 29 1/8" x W: 47 7/8" x H: 35 3/4" - 36 3/4"
Finish	Stainless steel	Stainless steel
Total oven capacity	5.3 + 2.4 cu ft	5.3 + 2.4 cu ft
Cooktop features	Natural Gas	Natural Gas
Sealed, Dual Flow Burners™	6	8
Simmer on all Burners	140°F	140°F
Total Cooktop Power BTU	132,500	158,000
Center Cooktop/s Power BTU		18,500 (Front, Back)
Front Cooktop/s Power BTU	23,500 (Left) 18,500 (Center, Right)	23,500 (Left, Right)
Back Cooktop/s Power BTU	18,500 (Left, Center, Right)	18,500 (Left, Right)
Griddle Power	16,500	16,500
Grill Power		
Dishwasher proof trivets	●	●
Grease Management System™		
Vent trim included	Flat Vent Trim	Flat Vent Trim
Main oven features	Natural Gas	Natural Gas
Capacity total (AHAM)	5.3 cu ft	5.3 cu ft
Infrared Broiler	●	●
Bake	28,000 BTU	28,000 BTU
Broil	19,000 BTU	19,000 BTU
Shelf positions	5	5
Full extension telescopic racks	2	2
Large broil pan	●	●
Main oven functions	4 - Bake, Convection Bake, Broil, Slow Cook	4 - Bake, Convection Bake, Broil, Slow Cook
Secondary oven features	Natural Gas	Natural Gas
Capacity total (AHAM)	2.4 cu ft	2.4 cu ft
Bake	18,000 BTU	18,000 BTU
Shelf positions	5	5
3/4 Extension racks	2	2
Secondary oven functions	4 - Bake, Convection Bake, Proof, Slow Cook	4 - Bake, Convection Bake, Proof, Slow Cook
Optional square handle accessory	AH-R48 / 71107 (\$439)	AH-R48 / 71107 (\$439)
Power requirements	3 wire	3 wire
Supply voltage	120V	120V
Supply frequency	60Hz	60Hz
Rated current	15A	15A
Warranty	Limited 2 Years Parts and Labor	Limited 2 Years Parts and Labor

PROFESSIONAL RANGES



Model no. (Natural/LP)	RGV2-486GDN N / RGV2-486GDL N
Price (UMRP)	\$8,999
SKU (Natural/LP)	71346 / 71347
Type of appliance	48" Gas Range: 6 Burners with Griddle
Dimensions	D: 29 1/8" x W: 47 7/8" x H: 35 3/4" - 36 3/4"
Finish	Stainless steel
Total oven capacity	5.3 + 2.4 cu ft
Cooktop features	Natural Gas
Sealed, Dual Flow Burners™	6
Simmer on all Burners	140°F
Total Cooktop Power BTU	132,500
Front Cooktop/s Power BTU	23,500 (Left) 18,500 (Center, Right)
Back Cooktop/s Power BTU	18,500 (Left, Center, Right)
Griddle Power	16,500
Grill Power	
Dishwasher proof trivets	●
Grease Management System™	
Vent trim included	Flat Vent Trim
Main oven features	Natural Gas
Capacity total (AHAM)	5.3 cu ft
Infrared Broiler	●
Bake	29,000 BTU
Broil	19,000 BTU
Shelf positions	5
Full extension telescopic racks	3
Large broil pan	●
Main oven functions	3 - Bake, Convection bake, Broil
Secondary oven features	Natural Gas
Capacity total (AHAM)	2.4 cu ft
Bake	18,000 BTU
Shelf positions	5
3/4 Extension racks	2
Secondary oven functions	2 - Bake, Proof
Optional square handle accessory	AH-R48 / 71107 (\$439)
Power requirements	3 wire
Supply voltage	120V
Supply frequency	60Hz
Rated current	15A
Warranty	Limited 2 Years Parts and Labor

PROFESSIONAL RANGES



Model no. (Natural/LP)	RIV3-365
Price (UMRP)	\$9,199
SKU (Natural/LP)	81892
Type of appliance	Induction Range, 36", 5 Zones
Dimensions	D: 29 1/8" x W: 35 7/8" x H: 35 3/4" - 36 3/4"
Finish	Stainless steel
Total oven capacity	4.8 cu ft
Cooktop features	Induction
Sealed, Dual Flow Burners™	5
Simmer on all Burners	111°F
Total Cooktop Power BTU	
Center Cooktop/s Power BTU	
Front Cooktop/s Power BTU	
Back Cooktop/s Power BTU	
Center Cooktop/s Power Induction	1850/2600W (3000W*/5500W*)
Front Cooktop/s Power Induction	2,100W (3,700W*) (Left & Right)
Back Cooktop/s Power Induction	2,100W (3,700W*) (Left & Right)
Griddle Power	
Dishwasher proof trivets	
Vent trim included	
*Maximum power output when set for PowerBoost	
Main oven features	Electric
Capacity total (AHAM)	4.8 cu ft
Self Cleaning	●
Bake	4600W
Broil	4000W
True convection	2500W
Shelf positions	5
Full extension telescopic racks	2
Large broil pan	●
Main oven functions	15
Secondary oven features	
Capacity total (AHAM)	
Bake	
Broil	
Shelf positions	
3/4 Extension racks	
Secondary oven functions	
Optional square handle accessory	AH-R36 / 71108 (\$219)
Power requirements	4 wire
Supply voltage	120 / 240V
Supply frequency	60Hz
Rated current	50A
Warranty	Limited 2 Years Parts and Labor

Model no. (Natural/LP)	RDV3-366-N / RDV3-366-L
Price (UMRP)	\$8,799
SKU (Natural/LP)	81898 / 81899
Type of appliance	Dual Fuel Range, 36", 6 Burners
Dimensions	D: 29 1/8" x W: 35 7/8" x H: 35 3/4" - 36 3/4"
Finish	Stainless steel
Total oven capacity	4.8 cu ft
Cooktop features	Gas
Sealed, Dual Flow Burners™	6
Simmer on all Burners	140°F
Total Cooktop Power BTU	121,000
Center Cooktop/s Power BTU	
Front Cooktop/s Power BTU	23,500 (Left, Right) 18,500 (Center)
Back Cooktop/s Power BTU	18,500 (Left, Center, Right)
Griddle Power	
Grill Power	
Dishwasher proof trivets	●
Vent trim included	Flat Vent Trim
Main oven features	Electric
Capacity total (AHAM)	4.8 cu ft
Self Cleaning	●
Bake	4600W
Broil	4000W
True convection	2500W
Shelf positions	5
Full extension telescopic racks	2
Large broil pan	●
Main oven functions	15
Optional square handle accessory	AH-R36 / 71108 (\$219)
Power requirements	4 wire
Supply voltage	120 / 240V
Supply frequency	60Hz
Rated current	30A
Warranty	Limited 2 Years Parts and Labor

PROFESSIONAL RANGES



Model no. (Natural/LP)	RGV3-366-N / RGV3-366-L
Price (UMRP)	\$6,199
SKU (Natural/LP)	82002 / 82003
Type of appliance	36" Professional Gas Range: 6 Burners
Dimensions	D: 29 1/8" x W: 35 7/8" x H: 35 3/4" - 36 3/4"
Finish	Stainless steel
Total oven capacity	5.3 cu ft
Cooktop features	Natural Gas
Sealed, Dual Flow Burners™	6
Simmer on all Burners	140°F
Total Cooktop Power BTU	121,000
Front Cooktop/s Power BTU	23,500 (Left) 18,500 (Center, Right)
Back Cooktop/s Power BTU	18,500 (Left, Center, Right)
Griddle Power	
Dishwasher proof trivets	●
Vent trim included	Flat Vent Trim
Main oven features	Natural Gas
Capacity total (AHAM)	5.3 cu ft
Infrared Broiler	●
Bake	28,000 BTU
Broil	19,000 BTU
Shelf positions	5
Full extension telescopic racks	3
Broil Pan	●
Main oven functions	4 - Bake, Convection Bake, Broil, Slow Cook
Optional square handle accessory	AH-R36 / 71108 (\$219)
Power requirements	3 wire
Supply voltage	120V
Supply frequency	60Hz
Rated current	15A
Warranty	Limited 2 Years Parts and Labor

PROFESSIONAL RANGES



Model no. (Natural/LP)	RIV3-304
Price (UMRP)	\$6,699
SKU (Natural/LP)	81893
Type of appliance	Induction Range, 30", 4 Zones
Dimensions	D: 29 1/8" x W: 29 7/8" x H: 35 3/4 - 36 3/4"
Finish	Stainless steel
Total oven capacity	4 cu ft
Cooktop features	Induction
Sealed, Dual Flow Burners™	5
Simmer on all Burners	111°F
Total Cooktop Power BTU	
Center Cooktop/s Power BTU	
Front Cooktop/s Power BTU	
Back Cooktop/s Power BTU	
Center Cooktop/s Power Induction	
Front Cooktop/s Power Induction	1400 W (2200 W*) (Left) / 2100W (3700W*) (Right)
Back Cooktop/s Power Induction	2600W (3700W*) (Left) / 2100W (3700W*) (Right)
Griddle Power	
Dishwasher proof trivets	
Vent trim included	
*Maximum power output when set for PowerBoost	
Main oven features	Electric
Capacity total (AHAM)	4.8 cu ft
Self Cleaning	●
Bake	3500W
Broil	4000W
True convection	2500W
Shelf positions	5
Full extension telescopic racks	2
Large broil pan	●
Main oven functions	15
Secondary oven features	
Capacity total (AHAM)	
Bake	
Broil	
Shelf positions	
3/4 Extension racks	
Secondary oven functions	
Optional square handle accessory	AH-R30 / 71109 (\$219)
Power requirements	4 wire
Supply voltage	120 / 240V
Supply frequency	60Hz
Rated current	50A
Warranty	Limited 2 Years Parts and Labor

Model no. (Natural/LP)	RDV3-304-N / RDV3-304-L
Price (UMRP)	\$6,199
SKU (Natural/LP)	81900 / 81901
Type of appliance	Dual Fuel Range, 30", 4 Burners
Dimensions	D: 29 1/8" x W: 29 7/8" x H: 35 3/4" - 36 3/4"
Finish	Stainless steel
Total oven capacity	4 cu ft
Cooktop features	Gas
Sealed, Dual Flow Burners™	4
Simmer on all Burners	140°F
Total Cooktop Power BTU	78,000
Center Cooktop/s Power BTU	
Front Cooktop/s Power BTU	22,500 (Left) 18,500 (Right)
Back Cooktop/s Power BTU	18,500 (Left) 18,500 (Right)
Griddle Power	
Grill Power	
Dishwasher proof trivets	●
Vent trim included	Flat Vent Trim
Main oven features	Electric
Capacity total (AHAM)	4 cu ft
Self Cleaning	●
Bake	3500W
Broil	4000W
True convection	2500W
Shelf positions	5
Full extension telescopic racks	2
Large broil pan	●
Main oven functions	15
Optional square handle accessory	AH-R30 / 71109 (\$219)
Power requirements	4 wire
Supply voltage	120 / 240V
Supply frequency	60Hz
Rated current	30A
Warranty	Limited 2 Years Parts and Labor

PROFESSIONAL RANGES



Model no. (Natural/LP)	RGV3-305-N / RGV3-305-L	RGV3-304-N / RGV3-304-L
Price (UMRP)	\$5,199	\$4,899
SKU (Natural/LP)	82006 / 82007	82004 / 82005
Type of appliance	30" Professional Gas Range: 5 Burners	30" Professional Gas Range: 4 Burners
Dimensions	D: 29 1/8" x W: 29 7/8" x H: 35 3/4" - 36 3/4"	D: 29 1/8" x W: 29 7/8" x H: 35 3/4" - 36 3/4"
Finish	Stainless steel	Stainless steel
Total oven capacity	4.6 cu ft	4.6 cu ft
Cooktop features	Natural Gas	Natural Gas
Sealed, Dual Flow Burners™	5	4
Simmer on all Burners	140°F	140°F
Total Cooktop Power BTU	97,500	78,000
Center Cooktop/s Power BTU	23,500	
Front Cooktop/s Power BTU	18,500 (Left, Right)	22,500 (Left) 18,500 (Right)
Back Cooktop/s Power BTU	18,500 (Left, Right)	18,500 (Left, Right)
Dishwasher proof trivets	●	●
Vent trim included	Flat Vent Trim	Flat Vent Trim
Main oven features	Natural Gas	Natural Gas
Capacity total (AHAM)	4.6 cu ft	4.6 cu ft
Infrared Broiler	●	●
Bake	28,000 BTU	28,000 BTU
Broil	19,000 BTU	19,000 BTU
Shelf positions	5	5
Full extension telescopic racks	2	2
Large broil pan	●	●
Main oven functions	4 - Bake, Convection Bake, Broil, Slow Cook	4 - Bake, Convection Bake, Broil, Slow Cook
Optional square handle accessory	AH-R30 / 71109 (\$219)	AH-R30 / 71109 (\$219)
Power requirements	3 wire	3 wire
Supply voltage	120V	120V
Supply frequency	60Hz	60Hz
Rated current	15A	15A
Warranty	Limited 2 Years Parts and Labor	Limited 2 Years Parts and Labor

PROFESSIONAL RANGE ACCESSORIES

Cooktop Backguards



MODEL no.	BGRV2-1230	BGRV2-3030	BGRV2-3030H
Price (UMRP)	\$159	\$519	\$629
SKU	71285	71286	71271
Type of appliance	For 30" Ranges 12X30 (Low)	For 30" Ranges 30X30 (High)	For 30" Ranges with Combustible Wall 30X30
Dimensions	D: 1/5" x W: 29 7/8" x H: 11 13/32"	D: 1/2" x W: 29 7/8" x H: 26 1/2"	D: 1 5/16" x W: 29 7/8" x H: 26 1/2"



MODEL no.	BGRV2-1236	BGRV2-3036	BGRV2-3036H
Price (UMRP)	\$259	\$629	\$749
SKU	71287	71288	71272
Type of appliance	For 36" Ranges 12X36 (Low)	For 36" Ranges 30X36 (High)	For 36" Ranges with Combustible Wall 30X36
Dimensions	D: 1/2" x W: 35 7/8" x H: 11 7/16"	D: 1/2" x W: 35 7/8" x H: 26 1/2"	D: 1 15/16" x W: 35 7/8" x H: 26 1/2"



MODEL no.	BGRV2-1248	BGRV2-3048	BGRV2-3048H
Price (UMRP)	\$369	\$749	\$949
SKU	71289	71290	71273
Type of appliance	For 48" Ranges 12X48 (Low)	For 48" Ranges 30X48 (High)	For 48" Ranges with Combustible Wall 30X48
Dimensions	D: 13/16" x W: 47 7/8" x H: 12"	D: 1/2" x W: 47 7/8" x H: 26 1/2"	D: 1 5/16" x W: 47 7/8" x H: 26 1/2"



MODEL no.	BGRV3-3030H	BGRV3-3036H	BGRV3-3048H
Price (UMRP)	\$629	\$749	\$949
SKU	81958	81959	81960
Type of appliance	For 30" Professional Ranges - 30x30" High, Combustible Wall - Dual Fuel & Induction (RDV3/RIV3/RHV3) only	For 36" Professional Ranges - 36x30" High, Combustible Wall - Dual Fuel & Induction (RDV3/RIV3/RHV3) only	For 48" Professional Ranges - 48x30" High, Combustible Wall - Dual Fuel & Induction (RDV3/RIV3/RHV3) only
Dimensions	D: 1 5/16" x W: 29 7/8" x H: 26 1/2"	D: 1 5/16" x W: 35 7/8" x H: 26 1/2"	D: 1 5/16" x W: 47 7/8" x H: 26 1/2"

Pro Square Handles



MODEL no.	AH-R30	AH-R36	AH-R48
Price (UMRP)	\$219	\$219	\$439
SKU	71109	71108	71107
Type of appliance	1 pc Handle Kit 30" Range	1 pc Handle Kit 36" Range	2 pc Handle Kit 48" Range

PROFESSIONAL RANGE ACCESSORIES



Model no.	GPRG12
Price (UMRP)	\$199
SKU	71434
Type of appliance	Professional Gas Cast Iron Flat Griddle Plate
Dimensions	D: 6 7/8" x W: 21 3/8" x H: 1 11/16"



Model no.	GPFNS	GPRNS
Price (UMRP)	\$249	\$249
SKU	82232	82233
Type of appliance	Professional Gas Cast Iron Flat Griddle Plate	Cast Iron Flat Griddle Plate
Dimensions	D: 31/32" x W: 16 1/8" x H: 31/32"	D: 31/32" x W: 16 1/8" x H: 31/32"

CONTEMPORARY RANGES

Model no.	OR36SDG6X1
Price (UMRP)	\$6,199
SKU	81705
Type of appliance	36" Dual Fuel Range
Finish	Stainless steel with black reflective glass



Dimensions	
Height (excluding vent trim)	35 3/4" - 37 1/4"
Width	35 7/8"
Depth (excluding handle and dials)	25 1/4"

Cooktop performance	
Number of burners	5
Total cooktop power	62,000 BTU
Max burner power	18,000 BTU
Semi-rapid burner (natural gas)	8,000 BTU (x2) (1,500BTU minimum turndown power)
Triple ring wok burner (natural gas)	14,000 BTU (x2) (6,100 BTU minimum turndown power)
Dual wok burner inner/outer (natural gas)	18,000 BTU (1,000 BTU minimum turndown power)
Semi-rapid burner (LPG)	7,600 BTU (x2) (1,500BTU minimum turndown power)
Triple ring wok burner (LPG)	12,000 BTU (x2) (6,100 BTU minimum turndown power)
Dual wok burner inner/outer (LPG)	18,000 BTU (1,000 BTU minimum turndown power)

Cooktop features	
LPG/natural gas compatible	•
Embossed brass burner cap (power burner)	•
Brass burner spreader (power burner)	•
Sealed range top	•
Dishwasher safe trivets	•

Oven features	
Concealed element	•
True convection	•
AeroTech™ technology	•
Twin cavity fans	•
Automatic rapid pre-heat	•
Self cleaning	•
Pyrolytic proof shelf runners	•
Full extension telescopic sliding shelves	2 sets (part 578744)
Internal light	4x 25W halogen (2x side and 2x top)
Electronic oven control	•
Soft open/close door	•
Warming drawer	•

Oven functions	9
Bake	•
Aero™ Bake	•
Maxi Broil	•
Aero™ Broil	•
True Aero™	•
Aero™ Pastry	•
Roast	•
Self-clean	•
Rapid proof	•

Cleaning	
Acid resistant graphite enamel	•
Drop-down grill element	•
Pyrolytic self-clean	•
Pyrolytic proof shelf runners	•
Removable shelf runners	•
Removable oven door	•
Dishwasher safe trivets	•

Safety	
Auto-reignition system	•
Spill containment	5/8 gallon
Anti-tilt bracket	•
CoolTouch door	•
Advanced cooling system	•
Balanced oven door	•
Non-tip shelves	•
Full extension telescopic sliding shelves	•
Catalytic venting system	•

Controls	
Laser etched graphics	•
High resolution display	•
Electronic clock	•
Automatic cooking/minute timer	•
Precise electronic temperature control	•
Automatic pre-set temperatures	•
Turned stainless steel clock buttons	•
Turned stainless steel clock crown (dial)	•
Turned stainless steel dials with illuminated halos	•
Interior light	•
Audio feedback	•
Celsius/Fahrenheit temperature	•
Sabbath mode	•

Power requirements	
Supply voltage	120/208, 120/240V
Supply frequency	60Hz
AMP draw	30A

Gas requirements	
Supply pressure (natural gas)	4" WCP
Supply pressure (LPG)	11" WCP

Accessories	
Wok stand	1 (part 534678)
Small pot support	1 (part 533981 cast)
Full extension telescopic sliding shelves	2 sets (part 578744)
2-pc grill system (Broil pan and Grill rack)	•
Broil pan	•
Grill rack	•
Hob rear trim (optional)	3 1/8 (76mm) TKOR366X1 (81654) (\$159)
Kick strip, stainless steel (optional)	KICKOR36X1 (81659) (\$199)

Warranty*	Limited 2 Years Parts and Labor
------------------	---------------------------------

CONTEMPORARY RANGES

Model no.	OR36SDI6X1
Price (UMRP)	\$7,299
SKU	81710
Type of appliance	36" Induction Range
Finish	Stainless steel with black reflective glass



Dimensions	
Height (excluding vent trim)	35 3/4" - 37 1/4"
Width	35 7/8"
Depth (excluding handle and dials)	25 1/4"

Cooking zones	5
Zone ratings	*Maximum power output when set for PowerBoost 2100W (3700W*)
Left front	2100W (3700W*)
Right front	2100W (3700W*)
Left rear	2100W (3700W*)
Right rear	2100W (3700W*)
Centre	1850/2600W (3000W*/ 5500W*)
*PowerBoost	up to 5500W

Cooktop features	
Induction cooking technology	●
Heat settings	9
Auto heat reduce	●
GentleHeat	3 settings (108°F, 149°F, 212°F)
Dual zones	●
SmartZone	●
Zone bridging	●
PowerBoost all Zones	●
PowerBoost	●

Oven features	
Concealed element	●
True convection	●
AeroTech™ technology	●
Twin cavity fans	●
Automatic rapid pre-heat	●
Self cleaning	●
Pyrolytic proof shelf runners	●
Full extension telescopic sliding shelves	2 sets (part 578744)
Internal light	4x 25W halogen (2x side and 2x top)
Electronic oven control	●
Soft open/close door	●
Warming drawer	●

Oven performance	
Total capacity+	4.7 cu ft
Shelf positions	7
Broil	4300W
CoolTouch door	Quadruple glazed
Warming drawer	220W

Oven functions	3
Bake	●
Aero™ Bake	●
Maxi Broil	●
Aero™ Broil	●
True Aero™	●
Aero™ Pastry	●
Roast	●
Self-clean	●
Rapid proof	●

Cleaning	
Flat easy clean glass surface	●
Acid resistant graphite enamel	●
Drop-down grill element	●
Pyrolytic self-clean	●
Pyrolytic proof shelf runners	●
Removable shelf runners	●
Removable oven door	●

Safety	
Spill containment	3/8 gallon
Safety time out	●
Pan detection system	●
Surface hot indicators	●
Spillage auto off	●
Childlock	●
Anti-tilt bracket	●
CoolTouch door	●
Advanced cooling system	●
Balanced oven door	●
Non-tip shelves	●
Full extension telescopic sliding shelves	●
Catalytic venting system	●

Controls	
Toughened fused glass graphics	3/8 gallon
Laser etched graphics	●
High resolution display	●
Electronic clock	●
Automatic cooking/minute timer	●
Precise electronic temperature control	●
Automatic pre-set temperatures	●
Turned stainless steel clock buttons	●
Turned stainless steel clock crown (dial)	●
Turned stainless steel dials with illuminated halos	●
Interior light	●
Audio feedback	●
Celsius/Fahrenheit temperature	●
Sabbath mode	●

Power requirements	
Supply voltage	120/208, 120/240V
Supply frequency	60Hz
AMP draw	NEC calculated load 45A (max load 72.2A) at 120/208, 40.5A (max load 68A) at 120/240

Accessories	
Full extension telescopic sliding shelves	2 sets (part 578744)
2-pc grill system (Broil pan and Grill rack)	●
Broil pan	●
Grill rack	●
Hob rear trim (optional)	3 1/8 (76mm) TKOR366X1 (81654) (\$159)
Kick strip, stainless steel (optional)	KICKOR36X1 (81659) (\$199)

Warranty*	Limited 2 Years Parts and Labor
------------------	---------------------------------

CONTEMPORARY RANGES



Model no.	OR36SDG4X1
Price (UMRP)	\$5,199
SKU	81700
Type of appliance	36" Gas Range
Finish	Stainless steel with black reflective glass

Dimensions	
Height (excluding vent trim)	35 3/4" - 37 1/4"
Width	35 7/8"
Depth (excluding handle and dials)	25 1/4"

Cooktop performance	
Number of burners	5
Total cooktop power	62,000 BTU
Max burner power	18,000 BTU
Semi-rapid burner (natural gas)	8,000 BTU (x2) (1,500BTU minimum turndown power)
Triple ring wok burner (natural gas)	14,000 BTU (x2) (6,100 BTU minimum turndown power)
Dual wok burner inner/outer (natural gas)	18,000 BTU (1,000 BTU minimum turndown power)
Semi-rapid burner (LPG)	7,600 BTU (x2) (1,500BTU minimum turndown power)
Triple ring wok burner (LPG)	12,000 BTU (x2) (6,100 BTU minimum turndown power)
Dual wok burner inner/outer (LPG)	18,000 BTU (1,000 BTU minimum turndown power)

Cooktop features	
LPG/natural gas compatible	●
Sealed range top	●
Hob rear trim	7/8 (22mm)
Dishwasher safe trivets	●

Oven features	
Concealed element	●
Electronic ignition	●
True convection	●
AeroTech™ technology	●
Full extension telescopic sliding shelves	2 sets (part 578744)
Internal light	4 x 25W halogen (2x side and 2x top)
Soft open/close door	●
Storage drawer	●

Oven performance	
Total capacity+	4.9 cu ft
Shelf positions	7
Broil	13,000 BTU
Bake	17,000 BTU
CoolTouch door	Quadruple glazed

Oven functions	3
Bake	●
Aero™ Bake	●
Maxi broil	●

Cleaning	
Acid resistant graphite enamel	●
Removable shelf runners	●
Removable oven door	●
Dishwasher safe trivets	●

Safety	
Auto-reignition system	●
Spill containment	5/8 gallon
Anti-tilt bracket	●
CoolTouch door	●
Advanced cooling system	●
Balanced oven door	●
Non-tip shelves	●
Full extension telescopic sliding shelves	●

Controls	
Laser etched graphics	●
Interior light	●

Power requirements	
Supply voltage	120V
Supply frequency	60Hz
AMP draw	15A

Gas requirements	
Supply pressure (natural gas)	4" WCP
Supply pressure (LPG)	11" WCP

Accessories	
Wok stand	1 (part 534678)
Small pot support	1 (part 533981 cast)
Full extension telescopic sliding shelves	2 sets (part 578744)
2-pc grill system (Broil pan and Grill rack)	●
Broil pan	●
Grill rack	●
Hob rear trim (optional)	3 1/8 (76mm) TKOR366X (81654) (\$159)
Kick strip, stainless steel (optional)	KICKOR36X1 (81812) (\$209)

Warranty*	Limited 2 Years Parts and Labor
------------------	---------------------------------

CONTEMPORARY RANGES

Model no.	OR30SDG6X1
Price (UMRP)	\$4,799
SKU	81716
Type of appliance	30" Dual Fuel Range
Finish	Stainless steel with black reflective glass



Dimensions	
Height (excluding vent trim)	35 3/4" - 37 5/8"
Width	29 7/8"
Depth (excluding handle and dials)	25 1/4"

Cooktop performance	
Number of burners	4
Total cooktop power	52,000 BTU
Max burner power	18,000 BTU
Semi-rapid burner (natural gas)	8,000 BTU (x2) (1,500BTU minimum turndown power)
Dual wok burner inner/outer (natural gas)	18,000 BTU (x2) (1,000 BTU minimum turndown power)
Semi-rapid burner (LPG)	7,600 BTU (x2) (1,500BTU minimum turndown power)
Dual wok burner inner/outer (LPG)	18,000 BTU (1,000 BTU minimum turndown power)

Cooktop features	
LPG/natural gas compatible	•
Embossed brass burner cap (power burner)	•
Brass burner spreader (power burner)	•
Sealed range top	•
Dishwasher safe trivets	•

Oven features	
Concealed element	•
True convection	•
AeroTech™ technology	•
Automatic rapid pre-heat	•
Self cleaning	•
Pyrolytic proof shelf runners	•
Full extension telescopic sliding shelves	2 sets (part 578776)
Internal light	2x 25W halogen (rear)
Electronic oven control	•
Soft open/close door	•
Warming drawer	•

Oven performance	
Total capacity+	3.5 cu ft
Shelf positions	7
Broil	4050W
CoolTouch door	Triple glazed
Warming drawer	220W

Oven functions	9
Bake	•
Aero™ Bake	•
Maxi Broil	•
Aero™ Broil	•
True Aero™	•
Aero™ Pastry	•
Roast	•
Self-clean	•
Rapid proof	•

Cleaning	
Acid resistant graphite enamel	•
Drop-down grill element	•
Pyrolytic self-clean	•
Pyrolytic proof shelf runners	•
Removable shelf runners	•
Removable oven door	•
Dishwasher safe trivets	•

Safety	
Auto-reignition system	•
Spill containment	1/2 gallon
Anti-tilt bracket	•
CoolTouch door	•
Advanced cooling system	•
Balanced oven door	•
Non-tip shelves	•
Full extension telescopic sliding shelves	•
Catalytic venting system	•

Controls	
Laser etched graphics	•
High resolution display	•
Electronic clock	•
Automatic cooking/minute timer	•
Precise electronic temperature control	•
Automatic pre-set temperatures	•
Turned stainless steel clock buttons	•
Turned stainless steel clock crown (dial)	•
Turned stainless steel dials with illuminated halos	•
Interior light	•
Audio feedback	•
Celsius/Fahrenheit temperature	•
Sabbath mode	•

Power requirements	
Supply voltage	120/208, 120/240V
Supply frequency	60Hz
AMP draw	30A


Gas requirements	
Supply pressure (natural gas)	4" WCP
Supply pressure (LPG)	11" WCP

Accessories	
Wok stand	1 (part 534678)
Small pot support	1 (part 533981 cast)
Full extension telescopic sliding shelves	2 sets (part 578776)
2-pc grill system (Broil pan and Grill rack)	•
Broil pan	•
Grill rack	•
Hob rear trim (optional)	3 1/8 (76mm) TKOR306X1 (81656) (\$119)
Kick strip, stainless steel (optional)	KICKOR30X1 (81660) (\$209)

Warranty*	Limited 2 Years Parts and Labor
------------------	---------------------------------

CONTEMPORARY RANGES

Model no.	OR30SDI6X1
Price (UMRP)	\$4,799
SKU	81722
Type of appliance	30" Induction Range
Finish	Stainless steel with black reflective glass



Dimensions	
Height (excluding vent trim)	35 3/4" - 37 5/8"
Width	29 7/8"
Depth (excluding handle and dials)	25 1/4"
Cooking zones	4
Zone ratings	*Maximum power output when set for PowerBoost
Left front	1850 W (3000 W*) 240V / 1665 W (2700W*) 208V
Right front	1400 W (2200 W*) 240V / 1260W (1980W*) 208V
Left rear	1850 W (3000 W *) 240V / 1665 W (2700W*) 208V
Right rear	2300 W (3700 W*) 240V / 2070W (3330W*) 208V
*PowerBoost	Up to 3000W

Cooktop features	
Induction cooking technology	●
Heat settings	9
Auto heat reduce	●
GentleHeat	2 settings (108°F and 149°F)
PowerBoost	●

Oven features	
Concealed element	●
True convection	●
AeroTech™ technology	●
Automatic rapid pre-heat	●
Self cleaning	●
Pyrolytic proof shelf runners	●
Full extension telescopic sliding shelves	2 sets (part 578776)
Internal light	2 x 25W halogen (rear)
Electronic oven control	●
Soft open/close door	●
Warming drawer	●

Oven performance	
Total capacity+	3.6 cu ft
Shelf positions	7
Broil	4050W
CoolTouch door	Triple glazed
Warming drawer	220W

Oven functions	9
Bake	●
Aero™ Bake	●
Maxi Broil	●
Aero™ Broil	●
True Aero™	●
Aero™ Pastry	●
Roast	●
Self-clean	●
Rapid proof	●

Cleaning	
Flat easy clean glass surface	●
Acid resistant graphite enamel	●
Drop-down grill element	●
Pyrolytic self-clean	●
Pyrolytic proof shelf runners	●
Removable shelf runners	●
Removable oven door	●

Safety	
Spill containment	1/8 gallon
Safety time out	●
Pan detection system	●
Surface hot indicators	●
Spillage auto off	●
Childlock	●
Anti-tilt bracket	●
CoolTouch door	●
Advanced cooling system	●
Balanced oven door	●
Non-tip shelves	●
Full extension telescopic sliding shelves	●
Catalytic venting system	●

Controls	
Toughened fused glass graphics	●
Laser etched graphics	●
High resolution display	●
Electronic clock	●
Automatic cooking/minute timer	●
Precise electronic temperature control	●
Automatic pre-set temperatures	●
Turned stainless steel clock buttons	●
Turned stainless steel clock crown (dial)	●
Turned stainless steel dials with illuminated halos	●
Interior light	●
Audio feedback	●
Celsius/Fahrenheit temperature	●
Sabbath mode	●

Power requirements	
Supply voltage	120/208, 120/240V
Supply frequency	60Hz
AMP draw	50A

Accessories	
Full extension telescopic sliding shelves	2 sets (part 578776)
2-pc grill system (Broil pan and Grill rack)	●
Broil pan	●
Grill rack	●
Hob rear trim (optional)	3 1/8 (76mm) TKOR306X1 (81656) (\$119)
Kick strip, stainless steel (optional)	KICKOR30X1 (81660) (\$209)

Warranty*	Limited 2 Years Parts and Labor
------------------	---------------------------------

CONTEMPORARY RANGES

Model no.	OR30SDE6X1
Price (UMRP)	\$3,999
SKU	81721
Type of appliance	30" Electric Range
Finish	Stainless steel with black reflective glass



Dimensions	
Height (excluding vent trim)	35 3/4" - 37 5/8"
Width	29 7/8"
Depth (excluding handle and dials)	25 1/4"

Zone ratings	
Left front	1200W
Right front	2100W
Left rear	2100W
Right rear	1200W

Cooktop features	
Elements	4
HiLight high speed ribbon elements	●
Dual element	●

Element ratings	
Left front	1200W
Right front	2100W
Left rear	2100W
Right rear	1200W

Oven features	
Concealed element	●
True convection	●
AeroTech™ technology	●
Automatic rapid pre-heat	●
Self cleaning	●
Pyrolytic proof shelf runners	●
Full extension telescopic sliding shelves	2 sets (part 578776)
Internal light	2 x 25W halogen (rear)
Electronic oven control	●
Soft open/close door	●
Warming drawer	●

Oven performance	
Total capacity+	3.6 cu ft
Shelf positions	7
Broil	4050W
CoolTouch door	Triple glazed
Warming drawer	220W

Oven functions	9
Bake	●
Aero™ Bake	●
Maxi Broil	●
Aero™ Broil	●
True Aero™	●
Aero™ Pastry	●
Roast	●
Self-clean	●
Rapid proof	●

Cleaning	
Flat easy clean glass surface	●
Acid resistant graphite enamel	●
Drop-down grill element	●
Pyrolytic self-clean	●
Pyrolytic proof shelf runners	●
Removable shelf runners	●
Removable oven door	●

Safety	
Spill containment	1/8 gallon
Individual hot surface indicators	●
Anti-tilt bracket	●
CoolTouch door	●
Advanced cooling system	●
Balanced oven door	●
Full extension telescopic sliding shelves	●
Catalytic venting system	●

Controls	
Toughened fused glass graphics	●
Laser etched graphics	●
High resolution display	●
Electronic clock	●
Automatic cooking/minute timer	●
Precise electronic temperature control	●
Automatic pre-set temperatures	●
Turned stainless steel clock buttons	●
Turned stainless steel clock crown (dial)	●
Turned stainless steel dials with illuminated halos	●
Interior light	●
Audio feedback	●
Celsius/Fahrenheit temperature	●
Sabbath mode	●

Power requirements	
Supply voltage	120/208, 120/240V
Supply frequency	60Hz
AMP draw	50A

Accessories	
Full extension telescopic sliding shelves	2 sets (part 578776)
2-pc grill system (Broil pan and Grill rack)	●
Broil pan	●
Grill rack	●
Hob rear trim (optional)	3 1/8 (76mm) TKOR306X1 (81656) (\$119)
Kick strip, stainless steel (optional)	KICKOR30X1 (81660) (\$209)

Warranty*	Limited 2 Years Parts and Labor
------------------	---------------------------------

CONTEMPORARY RANGES



Model no.	OR30SDG4X1
Price (UMRP)	\$3,999
SKU	81711
Type of appliance	30" Gas Range
Finish	Stainless steel with black reflective glass

Dimensions	
Height (excluding vent trim)	35 3/4" - 37 5/8"
Width	35 7/8"
Depth (excluding handle and dials)	25 1/4"

Cooktop performance	
Number of burners	4
Total cooktop power	52,000 BTU
Max burner power	18,000 BTU
Semi-rapid burner (natural gas)	8,000 BTU (x2) (1,500BTU minimum turndown power)
Dual wok burner inner/outer (natural gas)	18,000 BTU (x2) (1,000 BTU minimum turndown power)
Semi-rapid burner (LPG)	7,600 BTU (x2) (1,500BTU minimum turndown power)
Dual wok burner inner/outer (LPG)	18,000 BTU (x2) (1000BTU minimum turndown power)

Cooktop features	
LPG/natural gas compatible	●
Sealed range top	●
Hob rear trim	7/8 (22mm)
Dishwasher safe trivets	●

Oven features	
Concealed element	●
Electronic ignition	●
True convection	●
AeroTech™ technology	●
Full extension telescopic sliding shelves	2 sets (part 578776)
Internal light	2 x 25W halogen (rear)
Soft open/close door	●
Storage drawer	●

Oven performance	
Total capacity+	3.5 cu ft
Shelf positions	7
Broil	11,000 BTU
Bake	14,000 BTU
CoolTouch door	Triple glazed

Oven functions	3
Bake	●
Aero™ Bake	●
Maxi Broil	●

Cleaning	
Acid resistant graphite enamel	●
Removable shelf runners	●
Removable oven door	●
Dishwasher safe trivets	●

Safety	
Auto-reignition system	●
Spill containment	1/2 gallon
Anti-tilt bracket	●
CoolTouch door	●
Advanced cooling system	●
Balanced oven door	●
Non-tip shelves	●
Full extension telescopic sliding shelves	●

Controls	
Laser etched graphics	●
Interior light	●

Power requirements	
Supply voltage	120V
Supply frequency	60Hz
AMP draw	15A

Gas requirements	
Supply pressure (natural gas)	4" WCP
Supply pressure (LPG)	11" WCP

Accessories	
Wok stand	1 (part 534678)
Small pot support	1 (part 533981 cast)
Full extension telescopic sliding shelves	2 sets (part 578776)
2-pc grill system (Broil pan and Grill rack)	●
Broil pan	●
Grill rack	●
Hob rear trim (optional)	3 1/8 (76mm) TKOR304X1 (81657) (\$119)
Kick strip, stainless steel (optional)	KICKOR30X1 (81660) (\$209)

Warranty*	Limited 2 Years Parts and Labor
------------------	---------------------------------

CLASSIC RANGES

Model no.	OR36SCI6X1
Price (UMRP)	\$7,499
SKU	81965
Type of appliance	36" Classic Induction Range
Finish	Stainless Steel



Dimensions	
Height (excluding vent trim)	35 3/4" - 37 1/4"
Width	35 7/8"
Depth (excluding handle and dials)	25 1/4"

Cooking zones	5
Zone ratings	*Maximum power output when set for PowerBoost
Left front	2100W (3700W*)
Right front	2100W (3700W*)
Left rear	2100W (3700W*)
Right rear	2100W (3700W*)
Centre	1850/2600W (3000W*/5500W*)
*PowerBoost	up to 5500W

Cooktop features	
Induction cooking technology	●
Heat settings	9
Auto heat reduce	●
GentleHeat	3 settings (108°F, 149°F, 212°F)
Induction cooking technology	●
Heat settings	●
Auto heat reduce	●
GentleHeat	●
PowerBoost	●

Oven features	
Concealed Element	●
Convection	●
AeroTech™ technology	●
Twin cavity fans	●
Automatic rapid pre-heat	●
Self cleaning	●
Pyrolytic proof shelf runners	●
Full extension telescopic sliding shelves	2 sets (part 578744)
Internal light	4x 25W halogen (2x side & 2x top)
Electronic Oven Control	●
Soft open / close door	●
Warming drawer	●

Oven performance	
Total capacity+	4.9 cu ft
Shelf positions	7
Broil	4300W
CoolTouch door	Quadruple glazed
Warming drawer	220W

Oven functions	9
Bake	●
Aero™ Bake	●
Maxi Broil	●
Aero™ Broil	●
True Aero™	●
Aero™ Pastry with Pizza mode	●
Roast	●
Self-clean	●
Rapid Proof	●

Cleaning	
Flat easy clean glass surface	●
Acid resistant graphite enamel	●
Drop-down grill element	●
Pyrolytic self-clean	●
Pyrolytic proof shelf runners	●
Removable shelf runners	●
Removable oven door	●
Dishwasher safe trivets	●

Safety	
Spill containment	3/8 gallon
Safety time out	●
Pan detection system	●
Surface hot indicators	●
Spillage auto off	●
Childlock	●
Anti-tilt bracket	●
CoolTouch door	●
Advanced cooling system	●
Balanced oven door	●
Non-tip shelves	●
Full extension telescopic sliding shelves	●
Catalytic venting system	●

Controls	
Toughened fused glass graphics	●
Laser etched graphics	●
High resolution display	●
Electronic clock	●
Automatic cooking/minute timer	●
Precise electronic temperature control	●
Automatic pre-set temperatures	●
Turned stainless steel clock buttons	●
Turned stainless steel clock crown (dial)	●
Bright chromed, cast zinc dials with illuminated halos	●
Interior light	●
Audio feedback	●
Celsius/Fahrenheit temperature	●
Sabbath mode	●

Power requirements	
Supply voltage	120/208, 120/240V
Supply frequency	60Hz
AMP draw	NEC calculated load 40A. Max load 55A at 120/208V, 64A at 120/240V

Accessories	
Pyrolytic proof shelf runners	1 set
Full extension telescopic sliding shelves	2 sets (part 578744)
Broil pan	●
Grill rack	●
Hob rear trim (optional)	3" (76mm) (part 81654)
Square foot covers, stainless steel	1 set

Warranty*	Limited 2 Years Parts and Labor
------------------	---------------------------------

CLASSIC RANGES

Model no.	OR36SCI6B1
Price (UMRP)	\$8,199
SKU	81966
Type of appliance	36" Classic Induction Range
Finish	Black



Dimensions	
Height (excluding vent trim)	35 3/4" - 37 1/4"
Width	35 7/8"
Depth (excluding handle and dials)	25 1/4"

Cooking zones	5
Zone ratings	*Maximum power output when set for PowerBoost
Left front	2100W (3700W*)
Right front	2100W (3700W*)
Left rear	2100W (3700W*)
Right rear	2100W (3700W*)
Centre	1850/2600W (3000W*/5500W*)
*PowerBoost	up to 5500W

Cooktop features	
Induction cooking technology	●
Heat settings	9
Auto heat reduce	●
GentleHeat	3 settings (108°F, 149°F, 212°F)
Induction cooking technology	●
Heat settings	●
Auto heat reduce	●
GentleHeat	●
PowerBoost	●

Oven features	
Concealed Element	●
Convection	●
AeroTech™ technology	●
Twin cavity fans	●
Automatic rapid pre-heat	●
Self cleaning	●
Pyrolytic proof shelf runners	●
Full extension telescopic sliding shelves	2 sets (part 578744)
Internal light	4x 25W halogen (2x side & 2x top)
Electronic Oven Control	●
Soft open / close door	●
Warming drawer	●

Oven performance	
Total capacity+	4.9 cu ft
Shelf positions	7
Broil	4300W
CoolTouch door	Quadruple glazed
Warming drawer	220W

Oven functions	9
Bake	●
Aero™ Bake	●
Maxi Broil	●
Aero™ Broil	●
True Aero™	●
Aero™ Pastry with Pizza mode	●
Roast	●
Self-clean	●
Rapid Proof	●

Cleaning	
Flat easy clean glass surface	●
Acid resistant graphite enamel	●
Drop-down grill element	●
Pyrolytic self-clean	●
Pyrolytic proof shelf runners	●
Removable shelf runners	●
Removable oven door	●
Dishwasher safe trivets	●

Safety	
Spill containment	3/8 gallon
Safety time out	●
Pan detection system	●
Surface hot indicators	●
Spillage auto off	●
Childlock	●
Anti-tilt bracket	●
CoolTouch door	●
Advanced cooling system	●
Balanced oven door	●
Non-tip shelves	●
Full extension telescopic sliding shelves	●
Catalytic venting system	●

Controls	
Toughened fused glass graphics	●
Laser etched graphics	●
High resolution display	●
Electronic clock	●
Automatic cooking/minute timer	●
Precise electronic temperature control	●
Automatic pre-set temperatures	●
Turned stainless steel clock buttons	●
Turned stainless steel clock crown (dial)	●
Bright chromed, cast zinc dials with illuminated halos	●
Interior light	●
Audio feedback	●
Celsius/Fahrenheit temperature	●
Sabbath mode	●

Power requirements	
Supply voltage	120/208, 120/240V
Supply frequency	60Hz
AMP draw	NEC calculated load 40A. Max load 55A at 120/208V, 64A at 120/240V

Accessories	
Pyrolytic proof shelf runners	1 set
Full extension telescopic sliding shelves	2 sets (part 578744)
Broil pan	●
Grill rack	●
Hob rear trim (optional)	3" (76mm) (part 81654)
Square foot covers, stainless steel	1 set

Warranty*	Limited 2 Years Parts and Labor
------------------	---------------------------------

CLASSIC RANGES

Model no.	OR36SCI6W1
Price (UMRP)	\$8,199
SKU	81967
Type of appliance	36" Classic Induction Range
Finish	White



Dimensions	
Height (excluding vent trim)	35 3/4" - 37 1/4"
Width	35 7/8"
Depth (excluding handle and dials)	25 1/4"

Cooking zones	5
Zone ratings	*Maximum power output when set for PowerBoost
Left front	2100W (3700W*)
Right front	2100W (3700W*)
Left rear	2100W (3700W*)
Right rear	2100W (3700W*)
Centre	1850/2600W (3000W*/5500W*)
*PowerBoost	up to 5500W

Cooktop features	
Induction cooking technology	●
Heat settings	9
Auto heat reduce	●
GentleHeat	3 settings (108°F, 149°F, 212°F)
Induction cooking technology	●
Heat settings	●
Auto heat reduce	●
GentleHeat	●
PowerBoost	●

Oven features	
Concealed Element	●
Convection	●
AeroTech™ technology	●
Twin cavity fans	●
Automatic rapid pre-heat	●
Self cleaning	●
Pyrolytic proof shelf runners	●
Full extension telescopic sliding shelves	2 sets (part 578744)
Internal light	4x 25W halogen (2x side & 2x top)
Electronic Oven Control	●
Soft open / close door	●
Warming drawer	●

Oven performance	
Total capacity+	4.9 cu ft
Shelf positions	7
Broil	4300W
CoolTouch door	Quadruple glazed
Warming drawer	220W

Oven functions	9
Bake	●
Aero™ Bake	●
Maxi Broil	●
Aero™ Broil	●
True Aero™	●
Aero™ Pastry with Pizza mode	●
Roast	●
Self-clean	●
Rapid Proof	●

Cleaning	
Flat easy clean glass surface	●
Acid resistant graphite enamel	●
Drop-down grill element	●
Pyrolytic self-clean	●
Pyrolytic proof shelf runners	●
Removable shelf runners	●
Removable oven door	●
Dishwasher safe trivets	●

Safety	
Spill containment	3/8 gallon
Safety time out	●
Pan detection system	●
Surface hot indicators	●
Spillage auto off	●
Childlock	●
Anti-tilt bracket	●
CoolTouch door	●
Advanced cooling system	●
Balanced oven door	●
Non-tip shelves	●
Full extension telescopic sliding shelves	●
Catalytic venting system	●

Controls	
Toughened fused glass graphics	●
Laser etched graphics	●
High resolution display	●
Electronic clock	●
Automatic cooking/minute timer	●
Precise electronic temperature control	●
Automatic pre-set temperatures	●
Turned stainless steel clock buttons	●
Turned stainless steel clock crown (dial)	●
Bright chromed, cast zinc dials with illuminated halos	●
Interior light	●
Audio feedback	●
Celsius/Fahrenheit temperature	●
Sabbath mode	●

Power requirements	
Supply voltage	120/208, 120/240V
Supply frequency	60Hz
AMP draw	NEC calculated load 40A. Max load 55A at 120/208V, 64A at 120/240V

Accessories	
Pyrolytic proof shelf runners	1 set
Full extension telescopic sliding shelves	2 sets (part 578744)
Broil pan	●
Grill rack	●
Hob rear trim (optional)	3" (76mm) (part 81654)
Square foot covers, stainless steel	1 set

Warranty*	Limited 2 Years Parts and Labor
------------------	---------------------------------

CLASSIC RANGES

Model no.	OR36SCI6R1
Price (UMRP)	\$8,199
SKU	81968
Type of appliance	36" Classic Induction Range
Finish	Red



Dimensions	
Height (excluding vent trim)	35 3/4" - 37 1/4"
Width	35 7/8"
Depth (excluding handle and dials)	25 1/4"

Cooking zones	5
Zone ratings	*Maximum power output when set for PowerBoost
Left front	2100W (3700W*)
Right front	2100W (3700W*)
Left rear	2100W (3700W*)
Right rear	2100W (3700W*)
Centre	1850/2600W (3000W*/5500W*)
*PowerBoost	up to 5500W

Cooktop features	
Induction cooking technology	●
Heat settings	9
Auto heat reduce	●
GentleHeat	3 settings (108°F, 149°F, 212°F)
Induction cooking technology	●
Heat settings	●
Auto heat reduce	●
GentleHeat	●
PowerBoost	●

Oven features	
Concealed Element	●
Convection	●
AeroTech™ technology	●
Twin cavity fans	●
Automatic rapid pre-heat	●
Self cleaning	●
Pyrolytic proof shelf runners	●
Full extension telescopic sliding shelves	2 sets (part 578744)
Internal light	4x 25W halogen (2x side & 2x top)
Electronic Oven Control	●
Soft open / close door	●
Warming drawer	●

Oven performance	
Total capacity+	4.9 cu ft
Shelf positions	7
Broil	4300W
CoolTouch door	Quadruple glazed
Warming drawer	220W

Oven functions	9
Bake	●
Aero™ Bake	●
Maxi Broil	●
Aero™ Broil	●
True Aero™	●
Aero™ Pastry with Pizza mode	●
Roast	●
Self-clean	●
Rapid Proof	●

Cleaning	
Flat easy clean glass surface	●
Acid resistant graphite enamel	●
Drop-down grill element	●
Pyrolytic self-clean	●
Pyrolytic proof shelf runners	●
Removable shelf runners	●
Removable oven door	●
Dishwasher safe trivets	●

Safety	
Spill containment	3/8 gallon
Safety time out	●
Pan detection system	●
Surface hot indicators	●
Spillage auto off	●
Childlock	●
Anti-tilt bracket	●
CoolTouch door	●
Advanced cooling system	●
Balanced oven door	●
Non-tip shelves	●
Full extension telescopic sliding shelves	●
Catalytic venting system	●

Controls	
Toughened fused glass graphics	●
Laser etched graphics	●
High resolution display	●
Electronic clock	●
Automatic cooking/minute timer	●
Precise electronic temperature control	●
Automatic pre-set temperatures	●
Turned stainless steel clock buttons	●
Turned stainless steel clock crown (dial)	●
Bright chromed, cast zinc dials with illuminated halos	●
Interior light	●
Audio feedback	●
Celsius/Fahrenheit temperature	●
Sabbath mode	●

Power requirements	
Supply voltage	120/208, 120/240V
Supply frequency	60Hz
AMP draw	NEC calculated load 40A. Max load 55A at 120/208V, 64A at 120/240V

Accessories	
Pyrolytic proof shelf runners	1 set
Full extension telescopic sliding shelves	2 sets (part 578744)
Broil pan	●
Grill rack	●
Hob rear trim (optional)	3" (76mm) (part 81654)
Square foot covers, stainless steel	1 set

Warranty*	Limited 2 Years Parts and Labor
------------------	---------------------------------

CLASSIC RANGES



Model no.	OR36SCG4X1	OR36SCG4B1	OR36SCG4W1
Price (UMRP)	\$5,399	\$6,099	\$6,099
SKU	81701	81702	81303
Type of appliance	36" Gas Range	36" Gas Range	36" Gas Range
Finish	Stainless steel with black reflective glass	Black with black reflective glass	White with black reflective glass

Dimensions		Oven performance	
Height (excluding vent trim)	35 3/4" - 37 1/4"	Total capacity+	4.9 cu ft
Width	35 7/8"	Shelf positions	7
Depth (excluding handle and dials)	25 1/4"	Broil	13,000 BTU
Cooktop performance		Bake	17,000 BTU
Number of burners	5	CoolTouch door	Quadruple glazed
Total cooktop power	62,000 BTU	Oven functions	3
Max burner power	18,000 BTU	Bake	●
Semi-rapid burner (natural gas)	8,000 BTU (x2) (1,500BTU minimum turndown power)	Aero™ Bake	●
Triple ring wok burner (natural gas)	14,000 BTU (x2) (6,100 BTU minimum turndown power)	Maxi Broil	●
Dual wok burner inner/outer (natural gas)	18,000 BTU (1,000 BTU minimum turndown power)	Cleaning	
Semi-rapid burner (LPG)	7,600 BTU (x2) (1,500BTU minimum turndown power)	Acid resistant graphite enamel	●
Triple ring wok burner (LPG)	12,000 BTU (x2) (6,100 BTU minimum turndown power)	Removable shelf runners	●
Dual wok burner inner/outer (LPG)	18,000 BTU (1,000 BTU minimum turndown power)	Removable oven door	●
Cooktop features		Dishwasher safe trivets	●
LPG/natural gas compatible	●	Safety	
LP conversion kit	●	Auto-reignition system	●
Sealed range top	●	Spill containment	5/8 gallon
Hob rail	●	Anti-tilt bracket	●
Hob rear trim	7/8 (22mm)	CoolTouch door	●
Dishwasher safe trivets	●	Advanced cooling system	●
Oven features		Balanced oven door	●
Concealed element	●	Non-tip shelves	●
Electronic ignition	●	Full extension telescopic sliding shelves	●
True convection	●	Controls	
AeroTech™ technology	●	Laser etched graphics	●
Full extension telescopic sliding shelves	2 sets (part 578744)	Interior light	●
Internal light	4x 25W halogen (2x side and 2x top)	Power requirements	
Soft open/close door	●	Supply voltage	120V
Storage drawer	●	Supply frequency	60Hz
		AMP draw	15A

CLASSIC RANGES



Model no.	OR36SCG4R1
Price (UMRP)	\$6,099
SKU	81304
Type of appliance	36" Gas Range
Finish	Red with black reflective glass
Gas requirements	
Supply pressure (natural gas)	4" WCP
Supply pressure (LPG)	11" WCP
Accessories	
Wok stand	1 (part 534678)
Small pot support	1 (part 533981 cast)
Full extension telescopic sliding shelves	2 sets (part 578744)
2-pc grill system (Broil pan and Grill rack)	●
Broil pan	●
Grill rack	●
Hob rear trim (optional)	3 1/8 (76mm) TKOR366X1 (81654) (\$159)
Kick strip, stainless steel (optional)	KICKOR36X1 (81659) (\$199)
Warranty*	Limited 2 Years Parts and Labor

CLASSIC RANGES



Model no.	OR36SCG6X1	OR36SCG6B1	OR36SCG6W1
Price (UMRP)	\$6,399	\$7,099	\$7,099
SKU	81706	81707	81308
Type of appliance	36" Dual Fuel Range	36" Dual Fuel Range	36" Dual Fuel Range
Finish	Stainless steel with black reflective glass	Black with black reflective glass	White with black reflective glass
Dimensions		Oven performance	
Height (excluding vent trim)	35 3/4" - 37 1/4"	Total capacity+	4.9 cu ft
Width	35 7/8"	Shelf positions	7
Depth (excluding handle and dials)	25 1/4"	Broil	4300W
Cooktop performance		CoolTouch door	Quadruple glazed
Number of burners	5	Warming drawer	220W
Total cooktop power	62,000 BTU	Oven functions	9
Max burner power	18,000 BTU	Bake	●
Semi-rapid burner (natural gas)	8,000 BTU (x2) (1,500BTU minimum turndown power)	Aero™ Bake	●
Triple ring wok burner (natural gas)	14,000 BTU (x2) (6,100 BTU minimum turndown power)	Maxi Broil	●
Dual wok burner inner/outer (natural gas)	18,000 BTU (1,000 BTU minimum turndown power)	Aero™ Broil	●
Semi-rapid burner (LPG)	7,600 BTU (x2) (1,500BTU minimum turndown power)	True Aero™	●
Triple ring wok burner (LPG)	12,000 BTU (x2) (6,100 BTU minimum turndown power)	Aero™ Pastry	●
Dual wok burner inner/outer (LPG)	18,000 BTU (1,000 BTU minimum turndown power)	Roast	●
Cooktop features		Self-clean	●
LPG/natural gas compatible	●	Rapid proof	●
LP conversion kit	●	Cleaning	
Embossed brass burner cap (power burner)	●	Acid resistant graphite enamel	●
Brass burner spreader (power burner)	●	Drop-down grill element	●
Sealed range top	●	Pyrolytic self-clean	●
Hob rail	●	Pyrolytic proof shelf runners	●
Dishwasher safe trivets	●	Removable shelf runners	●
Oven features		Removable oven door	●
Concealed element	●	Dishwasher safe trivets	●
True convection	●	Safety	
AeroTech™ technology	●	Auto-reignition system	●
Twin cavity fans	●	Spill containment	5/8 gallon
Automatic rapid pre-heat	●	Anti-tilt bracket	●
Self cleaning	●	CoolTouch door	●
Pyrolytic proof shelf runners	●	Advanced cooling system	●
Full extension telescopic sliding shelves	2 sets (part 578744)	Balanced oven door	●
Internal light	4x 25W halogen (2x side and 2x top)	Non-tip shelves	●
Electronic oven control	●	Full extension telescopic sliding shelves	●
Soft open/close door	●	Catalytic venting system	●
Warming drawer	●		

CLASSIC RANGES



Model no.	OR36SCG6R1
Price (UMRP)	\$7,099
SKU	81309
Type of appliance	36" Dual Fuel Range
Finish	Red with black reflective glass
Controls	
Laser etched graphics	●
High resolution display	●
Electronic clock	●
Automatic cooking/minute timer	●
Precise electronic temperature control	●
Automatic pre-set temperatures	●
Turned stainless steel clock buttons	●
Turned stainless steel clock crown (dial)	●
Bright chromed, cast zinc dials with illuminated halos	●
Interior light	●
Audio feedback	●
Celsius/Fahrenheit temperature	●
Sabbath mode	●
Power requirements	
Supply voltage	120/208, 120/240V
Supply frequency	60Hz
AMP draw	30A
Gas requirements	
Supply pressure (natural gas)	4" WCP
Supply pressure (LPG)	11" WCP
Accessories	
Wok stand	1 (part 534678)
Small pot support	1 (part 533981 cast)
Full extension telescopic sliding shelves	2 sets (part 578744)
2-pc grill system (Broil pan and Grill rack)	●
Broil pan	●
Grill rack	●
Hob rear trim (optional)	3 1/8 (76mm) TKOR366X1 (81654) (\$159)
Kick strip, stainless steel (optional)	KICKOR36X1 (81659) (\$199)
Warranty*	Limited 2 Years Parts and Labor

CLASSIC RANGES



Model no.	OR30SCG6X1	OR30SCG6B1	OR30SCG6W1
Price (UMRP)	\$4,999	\$5,699	\$5,699
SKU	81717	81318	81719
Type of appliance	30" Dual Fuel Ranges	30" Dual Fuel Ranges	30" Dual Fuel Ranges
Finish	Stainless steel with black reflective glass	Black with black reflective glass	White with black reflective glass

Dimensions		Oven performance	
Height (excluding vent trim)	35 3/4" - 37 5/8"	Total capacity+	3.5 cu ft
Width	29 7/8"	Shelf positions	7
Depth (excluding handle and dials)	25 1/4"	Broil	4050W
Cooktop performance		CoolTouch door	Triple glazed
Number of burners	4	Warming drawer	220W
Total cooktop power	52,000 BTU	Oven functions	9
Max burner power	18,000 BTU	Bake	●
Semi-rapid burner (natural gas)	8,000 BTU (x2) (1,500BTU minimum turndown power)	Aero™ Bake	●
Dual wok burner inner/outer (natural gas)	18,000 BTU (x2) (1,000 BTU minimum turndown power)	Maxi Broil	●
Semi-rapid burner (LPG)	7,600 BTU (x2) (1,500BTU minimum turndown power)	Aero™ Broil	●
Dual wok burner inner/outer (LPG)	18,000 BTU (x2) (1000BTU minimum turndown power)	True Aero™	●
Cooktop features		Aero™ Pastry	●
LPG/natural gas compatible	●	Roast	●
LP conversion kit	●	Self-clean	●
Embossed brass burner cap (power burner)	●	Rapid proof	●
Brass burner spreader (power burner)	●	Cleaning	
Sealed range top	●	Acid resistant graphite enamel	●
Hob rail	●	Drop-down grill element	●
Dishwasher safe trivets	●	Pyrolytic self-clean	●
Oven features		Pyrolytic proof shelf runners	●
Concealed element	●	Removable shelf runners	●
True convection	●	Removable oven door	●
AeroTech™ technology	●	Dishwasher safe trivets	●
Automatic rapid pre-heat	●	Safety	
Self cleaning	●	Auto-reignition system	●
Pyrolytic proof shelf runners	●	Spill containment	1/2 gallon
Full extension telescopic sliding shelves	2 sets (part 578776)	Anti-tilt bracket	●
Internal light	2 x 25W halogen (rear)	CoolTouch door	●
Electronic oven control	●	Advanced cooling system	●
Soft open/close door	●	Balanced oven door	●
Warming drawer	●	Non-tip shelves	●
		Full extension telescopic sliding shelves	●
		Catalytic venting system	●

CLASSIC RANGES



Model no.	OR30SCG6R1
Price (UMRP)	\$5,699
SKU	81320
Type of appliance	30" Dual Fuel Ranges
Finish	Red with black reflective glass

Controls	
Laser etched graphics	●
High resolution display	●
Electronic clock	●
Automatic cooking/minute timer	●
Precise electronic temperature control	●
Automatic pre-set temperatures	●
Turned stainless steel clock buttons	●
Turned stainless steel clock crown (dial)	●
Bright chromed, cast zinc dials with illuminated halos	●
Interior light	●
Audio feedback	●
Celsius/Fahrenheit temperature	●
Sabbath mode	●

Power requirements	
Supply voltage	120/208, 120/240V
Supply frequency	60Hz
AMP draw	30A

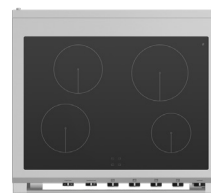
Gas requirements	
Supply pressure (natural gas)	4" WCP
Supply pressure (LPG)	11" WCP

Accessories	
Wok stand	1 (part 534678)
Small pot support	1 (part 533981 cast)
Full extension telescopic sliding shelves	2 sets (part 578776)
2-pc grill system (Broil pan and Grill rack)	●
Broil pan	●
Grill rack	●
Hob rear trim (optional)	3 1/8 (76mm) TKOR306X1 (81656) (\$119)
Kick strip, stainless steel (optional)	KICKOR30X1 (81660) (\$209)

Warranty*	Limited 2 Years Parts and Labor
------------------	---------------------------------

CLASSIC RANGES

Model no.	OR30SCI6X1
Price (UMRP)	\$4,999
SKU	81961
Type of appliance	30" Classic Induction Range
Finish	Stainless Steel



Dimensions	
Height (excluding vent trim)	35 3/4" - 37 5/8"
Width	29 7/8"
Depth (excluding handle and dials)	25 1/4"

Cooking zones	4
Zone ratings	*Maximum power output when set for PowerBoost
Left front	1850 W (3000 W *) 240V / 1665 W (2700W*) 208V
Right front	1400 W (2200 W *) 240 V / 1260W (1980W*) 208V
Left rear	1850 W (3000 W *) 240V / 1665 W (2700W*) 208V
Right rear	2300 W (3700 W *) 240V / 2070W (3330W*) 208V
Centre	
*PowerBoost	Up to 3000W

Cooktop features	
Induction cooking technology	●
Heat settings	9
Auto heat reduce	●
GentleHeat	2 settings (108°F & 149°F)
PowerBoost	●

Oven features	
Concealed element	●
True convection	●
Automatic rapid pre-heat	●
Self cleaning	●
Pyrolytic proof shelf runners	●
Full extension telescopic sliding shelves	2 sets (part 578776)
Internal light	2 x 25W halogen (rear)
Electronic oven control	●
Soft open/close door	●
Warming drawer	●

Oven performance	
Total capacity+	3.5 cu ft
Shelf positions	7
Broil	4050W
CoolTouch door	Triple glazed
Warming drawer	220W

Oven functions	9
Bake	●
Aero™ Bake	●
Maxi Broil	●
Aero™ Broil	●
True Aero™	●
Aero™ Pastry with Pizza mode	●
Roast	●
Self-clean	●
Rapid Proof	●

Cleaning	
Flat easy clean glass surface	●
Acid resistant graphite enamel	●
Drop-down grill element	●
Pyrolytic self-clean	●
Pyrolytic proof shelf runners	●
Removable shelf runners	●
Removable oven door	●
Dishwasher safe trivets	●

Safety	
Spill containment	1/8 gallon
Safety time out	●
Pan detection system	●
Surface hot indicators	●
Spillage auto off	●
Childlock	●
Anti-tilt bracket	●
CoolTouch door	●
Advanced cooling system	●
Balanced oven door	●
Non-tip shelves	●
Full extension telescopic sliding shelves	●
Catalytic venting system	●

Controls	
Toughened fused glass graphics	●
Laser etched graphics	●
High resolution display	●
Electronic clock	●
Automatic cooking/minute timer	●
Precise electronic temperature control	●
Automatic pre-set temperatures	●
Turned stainless steel clock buttons	●
Turned stainless steel clock crown (dial)	●
Bright chromed, cast zinc dials with illuminated halos	●
Interior light	●
Audio feedback	●
Celsius/Fahrenheit temperature	●
Sabbath mode	●

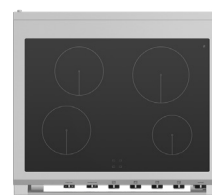
Power requirements	
Supply voltage	120/208, 120/240V
Supply frequency	60Hz
AMP draw	NEC calculated load 40A. Max load 53A at 120/208V, 51A at 120/240V

Accessories	
Pyrolytic proof shelf runners	1 set
Full extension telescopic sliding shelves	2 sets (part 578776)
Broil pan	●
Grill rack	●
Hob rear trim (optional)	3" (76mm) (part 81656)
Square foot covers, stainless steel	1 set

Warranty*	Limited 2 Years Parts and Labor
------------------	---------------------------------

CLASSIC RANGES

Model no.	OR30SCI6B1
Price (UMRP)	\$5,699
SKU	81962
Type of appliance	30" Classic Induction Range
Finish	Black



Dimensions	
Height (excluding vent trim)	35 3/4" - 37 5/8"
Width	29 7/8"
Depth (excluding handle and dials)	25 1/4"

Cooking zones	4
Zone ratings	*Maximum power output when set for PowerBoost
Left front	1850 W (3000 W *) 240V / 1665 W (2700W*) 208V
Right front	1400 W (2200 W *) 240 V / 1260W (1980W*) 208V
Left rear	1850 W (3000 W *) 240V / 1665 W (2700W*) 208V
Right rear	2300 W (3700 W *) 240V / 2070W (3330W*) 208V
Centre	
*PowerBoost	Up to 3000W

Cooktop features	
Induction cooking technology	●
Heat settings	9
Auto heat reduce	●
GentleHeat	2 settings (108°F & 149°F)
PowerBoost	●

Oven features	
Concealed element	●
True convection	●
Automatic rapid pre-heat	●
Self cleaning	●
Pyrolytic proof shelf runners	●
Full extension telescopic sliding shelves	2 sets (part 578776)
Internal light	2 x 25W halogen (rear)
Electronic oven control	●
Soft open/close door	●
Warming drawer	●

Oven performance	
Total capacity+	3.5 cu ft
Shelf positions	7
Broil	4050W
CoolTouch door	Triple glazed
Warming drawer	220W

Oven functions	9
Bake	●
Aero™ Bake	●
Maxi Broil	●
Aero™ Broil	●
True Aero™	●
Aero™ Pastry with Pizza mode	●
Roast	●
Self-clean	●
Rapid Proof	●

Cleaning	
Flat easy clean glass surface	●
Acid resistant graphite enamel	●
Drop-down grill element	●
Pyrolytic self-clean	●
Pyrolytic proof shelf runners	●
Removable shelf runners	●
Removable oven door	●
Dishwasher safe trivets	●

Safety	
Spill containment	1/8 gallon
Safety time out	●
Pan detection system	●
Surface hot indicators	●
Spillage auto off	●
Childlock	●
Anti-tilt bracket	●
CoolTouch door	●
Advanced cooling system	●
Balanced oven door	●
Non-tip shelves	●
Full extension telescopic sliding shelves	●
Catalytic venting system	●

Controls	
Toughened fused glass graphics	●
Laser etched graphics	●
High resolution display	●
Electronic clock	●
Automatic cooking/minute timer	●
Precise electronic temperature control	●
Automatic pre-set temperatures	●
Turned stainless steel clock buttons	●
Turned stainless steel clock crown (dial)	●
Bright chromed, cast zinc dials with illuminated halos	●
Interior light	●
Audio feedback	●
Celsius/Fahrenheit temperature	●
Sabbath mode	●


Power requirements	
Supply voltage	120/208, 120/240V
Supply frequency	60Hz
AMP draw	NEC calculated load 40A. Max load 53A at 120/208V, 51A at 120/240V

Accessories	
Pyrolytic proof shelf runners	1 set
Full extension telescopic sliding shelves	2 sets (part 578776)
Broil pan	●
Grill rack	●
Hob rear trim (optional)	3" (76mm) (part 81656)
Square foot covers, stainless steel	1 set

Warranty*	Limited 2 Years Parts and Labor
------------------	---------------------------------

CLASSIC RANGES

Model no.	OR30SCI6W1
Price (UMRP)	\$5,699
SKU	81963
Type of appliance	30" Classic Induction Range
Finish	White



Dimensions	
Height (excluding vent trim)	35 3/4" - 37 5/8"
Width	29 7/8"
Depth (excluding handle and dials)	25 1/4"

Cooking zones	4
Zone ratings	*Maximum power output when set for PowerBoost
Left front	1850 W (3000 W *) 240V / 1665 W (2700W*) 208V
Right front	1400 W (2200 W *) 240 V / 1260W (1980W*) 208V
Left rear	1850 W (3000 W *) 240V / 1665 W (2700W*) 208V
Right rear	2300 W (3700 W *) 240V / 2070W (3330W*) 208V
Centre	
*PowerBoost	Up to 3000W

Cooktop features	
Induction cooking technology	●
Heat settings	9
Auto heat reduce	●
GentleHeat	2 settings (108°F & 149°F)
PowerBoost	●

Oven features	
Concealed element	●
True convection	●
Automatic rapid pre-heat	●
Self cleaning	●
Pyrolytic proof shelf runners	●
Full extension telescopic sliding shelves	2 sets (part 578776)
Internal light	2 x 25W halogen (rear)
Electronic oven control	●
Soft open/close door	●
Warming drawer	●

Oven performance	
Total capacity+	3.5 cu ft
Shelf positions	7
Broil	4050W
CoolTouch door	Triple glazed
Warming drawer	220W

Oven functions	9
Bake	●
Aero™ Bake	●
Maxi Broil	●
Aero™ Broil	●
True Aero™	●
Aero™ Pastry with Pizza mode	●
Roast	●
Self-clean	●
Rapid Proof	●

Cleaning	
Flat easy clean glass surface	●
Acid resistant graphite enamel	●
Drop-down grill element	●
Pyrolytic self-clean	●
Pyrolytic proof shelf runners	●
Removable shelf runners	●
Removable oven door	●
Dishwasher safe trivets	●

Safety	
Spill containment	1/8 gallon
Safety time out	●
Pan detection system	●
Surface hot indicators	●
Spillage auto off	●
Childlock	●
Anti-tilt bracket	●
CoolTouch door	●
Advanced cooling system	●
Balanced oven door	●
Non-tip shelves	●
Full extension telescopic sliding shelves	●
Catalytic venting system	●

Controls	
Toughened fused glass graphics	●
Laser etched graphics	●
High resolution display	●
Electronic clock	●
Automatic cooking/minute timer	●
Precise electronic temperature control	●
Automatic pre-set temperatures	●
Turned stainless steel clock buttons	●
Turned stainless steel clock crown (dial)	●
Bright chromed, cast zinc dials with illuminated halos	●
Interior light	●
Audio feedback	●
Celsius/Fahrenheit temperature	●
Sabbath mode	●


Power requirements	
Supply voltage	120/208, 120/240V
Supply frequency	60Hz
AMP draw	NEC calculated load 40A. Max load 53A at 120/208V, 51A at 120/240V

Accessories	
Pyrolytic proof shelf runners	1 set
Full extension telescopic sliding shelves	2 sets (part 578776)
Broil pan	●
Grill rack	●
Hob rear trim (optional)	3" (76mm) (part 81656)
Square foot covers, stainless steel	1 set

Warranty*	Limited 2 Years Parts and Labor
------------------	---------------------------------

CLASSIC RANGES

Model no.	OR30SCI6R1
Price (UMRP)	\$5,699
SKU	81964
Type of appliance	30" Classic Induction Range
Finish	Red



Dimensions	
Height (excluding vent trim)	35 3/4" - 37 5/8"
Width	29 7/8"
Depth (excluding handle and dials)	25 1/4"

Cooking zones	4
Zone ratings	*Maximum power output when set for PowerBoost
Left front	1850 W (3000 W *) 240V / 1665 W (2700W*) 208V
Right front	1400 W (2200 W *) 240 V / 1260W (1980W*) 208V
Left rear	1850 W (3000 W *) 240V / 1665 W (2700W*) 208V
Right rear	2300 W (3700 W *) 240V / 2070W (3330W*) 208V
Centre	
*PowerBoost	Up to 3000W

Cooktop features	
Induction cooking technology	●
Heat settings	9
Auto heat reduce	●
GentleHeat	2 settings (108°F & 149°F)
PowerBoost	●

Oven features	
Concealed element	●
True convection	●
Automatic rapid pre-heat	●
Self cleaning	●
Pyrolytic proof shelf runners	●
Full extension telescopic sliding shelves	2 sets (part 578776)
Internal light	2 x 25W halogen (rear)
Electronic oven control	●
Soft open/close door	●
Warming drawer	●

Oven performance	
Total capacity+	3.5 cu ft
Shelf positions	7
Broil	4050W
CoolTouch door	Triple glazed
Warming drawer	220W

Oven functions	9
Bake	●
Aero™ Bake	●
Maxi Broil	●
Aero™ Broil	●
True Aero™	●
Aero™ Pastry with Pizza mode	●
Roast	●
Self-clean	●
Rapid Proof	●

Cleaning	
Flat easy clean glass surface	●
Acid resistant graphite enamel	●
Drop-down grill element	●
Pyrolytic self-clean	●
Pyrolytic proof shelf runners	●
Removable shelf runners	●
Removable oven door	●
Dishwasher safe trivets	●

Safety	
Spill containment	1/8 gallon
Safety time out	●
Pan detection system	●
Surface hot indicators	●
Spillage auto off	●
Childlock	●
Anti-tilt bracket	●
CoolTouch door	●
Advanced cooling system	●
Balanced oven door	●
Non-tip shelves	●
Full extension telescopic sliding shelves	●
Catalytic venting system	●

Controls	
Toughened fused glass graphics	●
Laser etched graphics	●
High resolution display	●
Electronic clock	●
Automatic cooking/minute timer	●
Precise electronic temperature control	●
Automatic pre-set temperatures	●
Turned stainless steel clock buttons	●
Turned stainless steel clock crown (dial)	●
Bright chromed, cast zinc dials with illuminated halos	●
Interior light	●
Audio feedback	●
Celsius/Fahrenheit temperature	●
Sabbath mode	●

Power requirements	
Supply voltage	120/208, 120/240V
Supply frequency	60Hz
AMP draw	NEC calculated load 40A. Max load 53A at 120/208V, 51A at 120/240V

Accessories	
Pyrolytic proof shelf runners	1 set
Full extension telescopic sliding shelves	2 sets (part 578776)
Broil pan	●
Grill rack	●
Hob rear trim (optional)	3" (76mm) (part 81656)
Square foot covers, stainless steel	1 set

Warranty*	Limited 2 Years Parts and Labor
------------------	---------------------------------

CLASSIC RANGES



Model no.	OR30SCG4X1	OR30SCG4B1	OR30SCG4W1
Price (UMRP)	\$4,199	\$4,899	\$4,899
SKU	81312	81713	81714
Type of appliance	30" Gas Ranges	30" Gas Ranges	30" Gas Ranges
Finish	Stainless steel with black reflective glass	Black with black reflective glass	White with black reflective glass

Dimensions		Oven performance	
Height (excluding vent trim)	35 3/4" - 37 5/8"	Total capacity+	3.5 cu ft
Width	29 7/8"	Shelf positions	7
Depth (excluding handle and dials)	25 1/4"	Broil	11,000 BTU
Cooktop performance		Bake	14,000 BTU
Number of burners	4	CoolTouch door	Triple glazed
Total cooktop power	52,000 BTU	Oven functions	3
Max burner power	18,000 BTU	Bake	●
Semi-rapid burner (natural gas)	8,000 BTU (x2) (1,500BTU minimum turndown power)	Aero™ Bake	●
Dual wok burner inner/outer (natural gas)	18,000 BTU (x2) (1,000 BTU minimum turndown power)	Maxi Broil	●
Semi-rapid burner (LPG)	7,600 BTU (x2) (1,500BTU minimum turndown power)	Cleaning	
Dual wok burner inner/outer (LPG)	18,000 BTU (x2) (1000BTU minimum turndown power)	Acid resistant graphite enamel	●
Cooktop features		Removable shelf runners	●
LPG/natural gas compatible	●	Removable oven door	●
LP conversion kit	●	Dishwasher safe trivets	●
Sealed range top	●	Safety	
Hob rail	●	Auto-reignition system	●
Hob rear trim	7/8 (22mm)	Spill containment	1/2 gallon
Dishwasher safe trivets	●	Anti-tilt bracket	●
Oven features		CoolTouch door	●
Concealed element	●	Advanced cooling system	●
Electronic ignition	●	Balanced oven door	●
True convection	●	Non-tip shelves	●
AeroTech™ technology	●	Full extension telescopic sliding shelves	●
Full extension telescopic sliding shelves	2 sets (part 578776)	Controls	
Internal light	2 x 25W halogen (rear)	Laser etched graphics	●
Soft open/close door	●	Interior light	●
Storage drawer	●		

CLASSIC RANGES



Model no.	OR30SCG4R1
Price (UMRP)	\$4,899
SKU	81315
Type of appliance	30" Gas Ranges
Finish	Red with black reflective glass
Power requirements	
Supply voltage	120V
Supply frequency	60Hz
AMP draw	15A
Gas requirements	
Supply pressure (natural gas)	4" WCP
Supply pressure (LPG)	11" WCP
Accessories	
Wok stand	1 (part 534678)
Small pot support	1 (part 533981 cast)
Full extension telescopic sliding shelves	2 sets (part 578776)
2-pc grill system (Broil pan and Grill rack)	●
Broil pan	●
Grill rack	●
Hob rear trim (optional)	3 1/8 (76mm) TKOR304X1 (81657) (\$119)
Kick strip, stainless steel (optional)	KICKOR30X1 (81660) (\$209)
Warranty*	Limited 2 Years Parts and Labor

CLASSIC & CONTEMPORARY RANGE ACCESSORIES

Kickplates

MODEL no.	KICKOR30X1	KICKOR30W1	KICKOR30B1	KICKOR30R1
Price (UMRP)	\$209	\$209	\$209	\$209
SKU	81660	81765	81763	81764
Type of appliance	30" Stainless Kickplate for Classic & Contemporary Ranges	30" Kickplate for Classic Ranges, White	30" Kickplate for Classic Ranges, Black	30" Kickplate for Classic Ranges, Red

MODEL no.	KICKOR36X1	KICKOR36B1	KICKOR36R1	KICKOR36W1
Price (UMRP)	\$199	\$209	\$209	\$209
SKU	81659	81760	81761	81762
Type of appliance	36" Stainless Kickplate for Classic & Contemporary Ranges	36" Kickplate for Classic Ranges, Black	36" Kickplate for Classic Ranges, Red	36" Kickplate for Classic Ranges, White

Island Trims

MODEL no.	ISL 24IN
Price (UMRP)	\$99
SKU	81122
Type of appliance	Island Trim for 24" Ranges

MODEL no.	TKOR366X1	TKOR364X1
Price (UMRP)	\$159	\$159
SKU	81654	81655
Type of appliance	Stainless Classic & Contemporary 36" Tall 3" Trim - Dual Fuel, Induction & Ceramic Models Only	Stainless Classic & Contemporary 36" Tall 3" Trim - Gas Models Only

MODEL no.	TKOR306X1	TKOR304X1
Price (UMRP)	\$119	\$119
SKU	81656	81657
Type of appliance	Stainless Classic & Contemporary 30" Tall 3" Trim - Dual Fuel, Induction & Ceramic Models Only	Stainless Classic & Contemporary 30" Tall 3" Trim - Gas Models Only

PROFESSIONAL BUILT-IN OVENS



Model no.	WODV230 N	WOSV230 N
Price (UMRP)	\$5,999	\$3,999
SKU	81831	81832
Type of appliance	30" Double Wall Oven	30" Single Wall Oven
Dimensions	D: 23 15/16" x W: 29 3/4" x H: 48 7/16"	D: 23 15/16" x W: 29 3/4" x H: 27 1/16"
Weight (Packed)	406 lbs	243 lbs
Finish	Stainless steel	Stainless steel
Shelf positions	8 per cavity	8
Total capacity	4.1 cu ft + 4.1 cu ft	4.1 cu ft
Oven	Electric	Electric
Capacity total cu ft per oven	4.1	4.1
Concealed element	●	●
True convection oven	●	●
Self cleaning	●	●
Bake	1500W	1500W
Broil	4400W	4400W
Convection	2500W	2500W
Shelf positions	8	8
Full extension telescopic racks	5 (total for both Ovens)	3
Roast Dish, Splatter Guard, Wire Rack	1	1
Temperature Probe	●	●
Internal Halogen Light	3	3
Functions	11	11
True convection	●	●
Convection bake	●	●
Bake	●	●
Convection pastry	●	●
Pastry bake	●	●
Roast	●	●
Broil	●	●
Maxi broil	●	●
Convection Broil	●	●
Warm	●	●
Self Clean	●	●
Power requirements	4 wire	4 wire
Supply voltage	208 / 240V	120 / 240V
Supply frequency	60Hz	60Hz
Rated current	50A circuit	30A circuit
Warranty	Limited 2 Years Parts and Labor	Limited 2 Years Parts and Labor

PROFESSIONAL BUILT-IN OVENS



Model no.	OB30DPPTX1
Price (UMRP)	\$6,699
SKU	81920
Type of appliance	30" Professional Double Built-in Oven
Finish	Stainless Steel

Dimensions		Safety	
Height	48 1/2"	CoolTouch door	●
Width	29 13/16"	Advanced cooling system	●
Depth (excluding handle and dials)	23 15/16"	Balanced oven door	●
Total capacity	4.1 cu ft per oven	Non-tip shelves	●
Usable capacity	3.6 cu ft per oven	Full extension sliding shelves	●
Shelf positions	8 per oven	Control panel key lock	●
Oven functions	17	Catalytic venting system	●
Bake	●	Controls	
True Aero	●	Intuitive touchscreen display	●
Maxi Broil	●	Dial with illuminated halo	
Vent Bake	●	Guided cooking by food type and recipes	●
Aero Broil	●	Food probe	●
Aero Bake	●	Precise electronic temperature control	●
Roast	●	Automatic pre-set temperatures	●
Pizza Bake	●	Electronic oven control	●
Pastry Bake	●	Electronic clock	●
Slow Cook	●	Automatic cooking/minute timer	●
Classic Bake	●	Adjustable audio and display settings	●
Air Fry	●	Celsius/Fahrenheit temperature	●
Broil	●	Interior light	3 x 20W halogen
Rapid Proof	●	Sabbath mode with Star K certification	●
Dehydrate	●	Multi-language display	UK English, US English, Simplified Chinese, Français, Español
Warm	●	Connected Fisher & Paykel appliance	●
Self-clean	●	Power requirements	
Performance		Supply voltage	208 V / 240 V
AeroTech™ technology	●	AMP draw	33.2 A / 38.3 A
Automatic rapid pre-heat	●	Accessories	
Broil	4400W	Self-cleaning side runners	2 sets
Broil width	20"	Full extension sliding shelves	5 sets
Number of passes on Maxi Broil	12 passes	Flat brushed baking tray	
Number of passes on Broil	10 passes	Roasting dish	1
Cleaning		Smokeless grill tray	1
Acid resistant graphite enamel	●	Grill rack	1
Self-clean	Standard and light cycles	Food probe	1
Self-cleaning side runners	●	Warranty*	Limited 2 Years Parts and Labor
Removable shelf runners	●		
Removable oven door	●		

PROFESSIONAL BUILT-IN OVENS



Model no.	OB30SPPTX1
Price (UMRP)	\$4,699
SKU	81921
Type of appliance	30" Professional Single Built-in Oven
Finish	Stainless Steel

Dimensions		Safety	
Height	27 1/8"	CoolTouch door	●
Width	29 13/16"	Advanced cooling system	●
Depth (excluding handle and dials)	23 15/16"	Balanced oven door	●
Total capacity	4.1 cu ft	Non-tip shelves	●
Usable capacity	3.6 cu ft	Full extension sliding shelves	●
Shelf positions	8	Control panel key lock	●
Oven functions	17	Catalytic venting system	●
Bake	●	Controls	
True Aero	●	Intuitive touchscreen display	●
Maxi Broil	●	Dial with illuminated halo	
Vent Bake	●	Guided cooking by food type and recipes	●
Aero Broil	●	Food probe	●
Aero Bake	●	Precise electronic temperature control	●
Roast	●	Automatic pre-set temperatures	●
Pizza Bake	●	Electronic oven control	●
Pastry Bake	●	Electronic clock	●
Slow Cook	●	Automatic cooking/minute timer	●
Classic Bake	●	Adjustable audio and display settings	●
Air Fry	●	Celsius/Fahrenheit temperature	●
Broil	●	Interior light	3 x 20W halogen
Rapid Proof	●	Sabbath mode with Star K certification	●
Dehydrate	●	Multi-language display	UK English, US English, Simplified Chinese, Français, Español
Warm	●	Connected Fisher & Paykel appliance	●
Self-clean	●	Power requirements	
Performance		Supply voltage	208 V / 240 V
AeroTech™ technology	●	AMP draw	16.6 A / 19.4 A
Automatic rapid pre-heat	●	Accessories	
Broil	4400W	Self-cleaning side runners	1 set
Broil width	20"	Full extension sliding shelves	3 sets
Number of passes on Maxi Broil	12 passes	Flat brushed baking tray	
Number of passes on Broil	10 passes	Roasting dish	1
Cleaning		Smokeless grill tray	1
Acid resistant graphite enamel	●	Grill rack	1
Self-clean	Standard and light cycles	Food probe	1
Self-cleaning side runners	●	Warranty*	Limited 2 Years Parts and Labor
Removable shelf runners	●		
Removable oven door	●		

PROFESSIONAL COMPANIONS



Model no.	OS30NPX1		
Price (UMRP)	\$3,999		
SKU	81930		
Type of appliance	30" Professional Convection Steam Oven		
Finish	Stainless Steel		
Dimensions		Safety	
Height	18 1/2"	Control panel key lock	●
Width	29 13/16"	CoolTouch door	●
Depth	20 13/16		
Capacity		Controls	
Total capacity+	1.3 cu.ft	High resolution touch display	●
Total capacity+	1.0 cu.ft	Intuitive information display	●
Shelf positions	3	Automatic cooking/minute timer	●
Oven features		Recipe and food based functions	●
True convection	●	Precise electronic temperature control	●
Ring and Broil	●	Audio feedback	●
Convection Broil	●	Multi language interface	●
Broil	●	Celsius/Fahrenheit temperature	●
Steam Assist	●	Interior light	25W halogen
Steam 100	●	Power requirements	
Steam 130	●	Supply voltage	120V/208V - 120V/240V
Steam and Ring	●	Supply frequency	60Hz
Steam Clean (Oven)	●	AMP draw	15A
Performance		Accessories	
Grill power	1500W	Baking pan	●
Fan element power	1500W	Wire shelf	●
Steam generator	1800W	Perforated tray & lid	●
Cleaning		Food probe	●
Easy clean 316 grade stainless steel interior	●	Warranty*	Limited 2 Years Parts and Labor
Easy to clean formed side racks	●		
Removable water tank	●		

PROFESSIONAL COMPANIONS



Model no.	OM30NPX1		
Price (UMRP)	\$2,499		
SKU	81929		
Type of appliance	30" Professional Convection Speed Oven		
Finish	Stainless Steel		
Dimensions		Safety	
Height	18 1/2"	Control panel key lock	●
Width	29 13/16"	CoolTouch door	●
Depth	20 13/16"	Controls	
Capacity		High resolution touch display	●
Total capacity+	1.3 cu.ft	Electronic capacitive touch controls	●
Total capacity+	1.2 cu.ft	Intuitive information display	●
Shelf positions	3	Automatic cooking/minute timer	●
Oven features	9	Recipe and food based functions	●
True convection	●	Precise electronic temperature control	●
Ring and Broil	●	Audio feedback	●
Convection Broil	●	Multi language interface	●
Broil	●	Celsius/Fahrenheit temperature	●
Steam Assist	●	Interior light	25W halogen
Steam 100	●	Power requirements	
Steam 130	●	Supply voltage	120V/208V - 120V/240V
Steam and Ring	●	Supply frequency	60Hz
Steam Clean (Oven)	●	AMP draw	15A
Performance		Accessories	
Grill power	1500W	Baking pan	●
Fan element power	1500W	Wire shelf	●
Microwave power	900W	Turntable wire stand	●
Microwave power levels	6	Glass turntable	●
Microwave energy consumption	1.65kWh	Warranty*	Limited 2 Years Parts and Labor
Cleaning			
Easy clean 316 grade stainless steel interior	●		
Easy to clean formed side racks	●		

PROFESSIONAL COMPANIONS



Model no.	EB30PSX1
Price (UMRP)	\$3,499
SKU	81928

Type of appliance	30" Professional Coffee Maker
Finish	Stainless Steel

Dimensions	
Height	18 1/2"
Width	29 13/16"
Depth	19 1/8"

Capacity	
Number of cups	1 or 2
Water tank capacity	5/8 gallon
Coffee bean container capacity	3/4lb
Grounds container capacity	14 cups of coffee
Drip tray capacity	2/8 gallon

Functions	13
Coffee strength levels	13
Cup size levels	5
Espresso	4 + manual
Double espresso	●
Coffee	●
Long black	●
Americano	●
Cappuccino	●
Latte	●
Flat white	●
Latte macchiato	●
Espresso macchiato	●
Hot milk	●
Hot water	●
Steam clean (oven)	●
Personalised coffee	●
Takes pre-ground coffee	●

Performance	
Coffee temperatures	5
Heating system	Thermoblock with stainless steel tube & steamer
Heating sytem power (coffee/steam)	1200W/1000W
Pump pressure	15bar
Pump power	50W
Grinder	Stainless steel conical burr
Grinding coarseness	13 positions
Integrated cup warmer shelf	●
integrated storage for accessories	●

Cleaning	
Self-clean function	●
Easy to remove coffee grinds container	●
Easy to remove drip tray with level indicator	●
Easy to remove stainless steel hot water / steam pipe	●

Controls	
High resolution 4.3" touch display	●
Intuitive information display	●
Smart self-learning menu preferences	●
Water tank empty indicator	●
Cleaning reminder	●
Coffee grounds full reminder	●
Refill coffee bean reminder	●
Multi language interface	●
Lights	4x LED

Power requirements	
Supply voltage	120V
Supply frequency	50/60Hz
AMP draw	10A

Accessories	
Thermal milk jug (auto cappuccino) 1/8 gallon	●
Extractable steam outlet	●
Coffee spoon	●
Descaling agent bottle	●
Water filter	●

Warranty*	Limited 2 Years Parts and Labor
------------------	---------------------------------

PROFESSIONAL COMPANIONS



MODEL no.	VB30SPEX1
Price (UMRP)	\$3,299
SKU	82122
Type of appliance	Vacuum Seal Drawer, 30"
Dimensions	D: 22 1/2" x W: 29 15/16" x H: 10 11/16"
Finish	Stainless Steel
Capacity	
Maximum vacuum seal bag size	9 7/16" x 13 3/4"
Usable capacity	0.3 cu ft
Usable height	3 3/8
Storage drawer	●
Performance	
Vacuum pump pressure	10 bar
Vacuum pump power	150 W
Vacuum sealing levels	3
Vacuum levels	3
Prepare food for sous-vide cooking	●
External vacuuming	●
Cleaning	
Easy to clean stainless steel interior	●
Easy to clean glass lid	●
Removable sealing bar and sealing bar cover	●
Safety	
BPA-free vacuum seal bags	100 bags included
Full extension telescopic sliding runners	●
Controls	
Push-to-open drawer	●
Intuitive capacitive touch controls	●
Audio feedback	●
Standby mode	●
Maintenance and moisture indicator	●
Power requirements	
Supply voltage	110 V
Supply frequency	60Hz
AMP draw	10A
Warranty*	Limited 2 Years Parts and Labor



MODEL no.	WB30SPEX1
Price (UMRP)	\$1,999
SKU	82115
Type of appliance	Warming Drawer, 30"
Dimensions	D: 22 3/8" x W: 29 15/16" x H: 10 11/16"
Finish	Stainless Steel
Capacity	
Cappuccino cups	24
Espresso cups	54
Maximum allowable weight	55 lb
Place settings	16
Usable height	9 1/16"
Number of 11" standard size plates	
Total capacity	
Performance	
Heated glass base and rear fan	●
Temperature range	95°F - 185°F
Temperatures levels	6
Low temperature cooking	●
Cleaning	
Easy clean smooth-glass base	●
Safety	
Automatic turn off after 12 hours	●
Full extension slides	●
Soft closing mechanism	●
Controls	
On/Off indicator	●
Stainless steel buttons with glowing halos	●
Automatic timers	30', 45', 1h, 2h, 4h, 6h
Power requirements	
Supply voltage	110 V
Supply frequency	60Hz
AMP draw	10A
Warranty*	Limited 2 Years Parts and Labor

CONTEMPORARY BUILT-IN OVENS



MODEL no.	OB30DDEPX3 N	OB30SDEPX3 N	OB30SCEPX3 N
Price (UMRP)	\$5,999	\$3,999	\$3,199
SKU	81828	81827	81826
Type of appliance	30" 11 Function Double Self-clean Built-in Oven	30" 11 Function Self-clean Built-in Oven	30" 9 Function Self-clean Built-in Oven
Dimensions (excluding handles)	D: 23 29/32" x W: 29 29/32" x H: 48 7/16"	D: 23 29/32" x W: 29 29/32" x H: 27 1/8"	D: 23 29/32" x W: 29 29/32" x H: 27 1/16"
Finish	Black reflective glass with polished metal trim	Black reflective glass with polished metal trim	Black reflective glass with polished metal trim
Total capacity	4.1 cu ft + 4.1 cu ft	4.1 cu ft	4.1 cu ft
Shelf positions	8 per cavity	8	8
Oven functions	11	11	9
Bake	●	●	●
Aero™ Bake	●	●	●
Broil	●	●	●
Maxi broil	●	●	●
Aero™ Broil	●	●	●
True Aero™	●	●	●
Classic Bake	●	●	●
Aero™ Pastry	●	●	●
Roast	●	●	●
Warm	●	●	●
Self-clean	●	●	●
Performance			
Grill	4400W	4400W	4400W
AeroTech™ technology	●	●	●
Controls			
Electronic clock	●	●	●
Automatic cooking/minute timer	●	●	●
Turned stainless capacitive touch buttons with illuminated halos	3	3	3
Sabbath mode	●	●	●
Power requirements			
Supply voltage	208 V / 240 V	208 V / 240 V	208 V / 240 V
Supply frequency	60Hz	60Hz	60Hz
AMP draw	38.3A 240V / 33.7A 208V	19.4A 240V / 16.7A 208V	19.4A 240V / 16.7A 208V
Accessories			
Telescopic sliding shelves	5 (additional sets available for purchase)	3 (additional sets available for purchase)	2 (additional sets available for purchase)
Grill system	3-pc anti-splatter grill system (Broil pan, Splatter guard and Broil rack)	3-pc anti-splatter grill system (Broil pan, Splatter guard and Broil rack)	2-pc grill system (Broil pan and Broil rack)
Meat probe	●	●	Optional (available for purchase)
Warranty*	Limited 2 Years Parts and Labor	Limited 2 Years Parts and Labor	Limited 2 Years Parts and Labor

CONTEMPORARY BUILT-IN OVENS



Model no.	OB30SDPTX1
Price (UMRP)	\$4,699
SKU	81861
Type of appliance	30" Contemporary Oven
Finish	Black Glass with Stainless Steel Trim

Dimensions		Safety	
Height	27 3/16"	CoolTouch door	●
Width	29 15/16"	Advanced cooling system	●
Depth (excluding handle and dials)	23 15/16"	Balanced oven door	●
Total capacity	4.1 cu ft	Non-tip shelves	●
Usable capacity	3.6 cu ft	Full extension sliding shelves	●
Shelf positions	8	Control panel key lock	●
Oven functions	17	Catalytic venting system	●
Bake	●	Controls	
True Aero	●	Intuitive touchscreen display	●
Maxi Broil	●	Dial with illuminated halo	
Vent Bake	●	Guided cooking by food type and recipes	●
Aero Broil	●	Food probe	●
Aero Bake	●	Precise electronic temperature control	●
Roast	●	Automatic pre-set temperatures	●
Pizza Bake	●	Electronic oven control	●
Pastry Bake	●	Electronic clock	●
Slow Cook	●	Automatic cooking/minute timer	●
Classic Bake	●	Adjustable audio and display settings	●
Air Fry	●	Celsius/Fahrenheit temperature	●
Broil	●	Interior light	3 x 20W halogen
Rapid Proof	●	Sabbath mode with Star K certification	●
Dehydrate	●	Multi-language display	UK English, US English, Simplified Chinese, Français, Español
Warm	●	Connected Fisher & Paykel appliance	●
Self-clean	●	Power requirements	
Performance		Supply voltage	208 V / 240 V
AeroTech™ technology	●	AMP draw	16.6 A / 19.4 A
Automatic rapid pre-heat	●	Accessories	
Broil	4400W	Self-cleaning side runners	1 set
Broil width	20"	Full extension sliding shelves	3 sets
Number of passes on Maxi Broil	12 passes	Flat brushed baking tray	
Number of passes on Broil	10 passes	Roasting dish	1
Cleaning		Smokeless grill tray	1
Acid resistant graphite enamel	●	Grill rack	1
Self-clean	Standard and light cycles	Food probe	1
Self-cleaning side runners	●	Warranty*	Limited 2 Years Parts and Labor
Removable shelf runners	●		
Removable oven door	●		

CONTEMPORARY BUILT-IN OVENS



Model no.	OB30SDPTDX1
Price (UMRP)	\$4,699
SKU	81860
Type of appliance	30" Contemporary Oven with Dial
Finish	Black Glass with Stainless Steel Trim

Dimensions		Safety	
Height	27 3/16"	CoolTouch door	●
Width	29 15/16"	Advanced cooling system	●
Depth (excluding handle and dials)	23 15/16"	Balanced oven door	●
Total capacity	4.1 cu ft	Non-tip shelves	●
Usable capacity	3.6 cu ft	Full extension sliding shelves	●
Shelf positions	8	Control panel key lock	●
Oven functions	17	Catalytic venting system	●
Bake	●	Controls	
True Aero	●	Intuitive touchscreen display	●
Maxi Broil	●	Dial with illuminated halo	●
Vent Bake	●	Guided cooking by food type and recipes	●
Aero Broil	●	Food probe	●
Aero Bake	●	Precise electronic temperature control	●
Roast	●	Automatic pre-set temperatures	●
Pizza Bake	●	Electronic oven control	●
Pastry Bake	●	Electronic clock	●
Slow Cook	●	Automatic cooking/minute timer	●
Classic Bake	●	Adjustable audio and display settings	●
Air Fry	●	Celsius/Fahrenheit temperature	●
Broil	●	Interior light	3 x 20W halogen
Rapid Proof	●	Sabbath mode with Star K certification	●
Dehydrate	●	Multi-language display	UK English, US English, Simplified Chinese, Français, Español
Warm	●	Connected Fisher & Paykel appliance	●
Self-clean	●	Power requirements	
Performance		Supply voltage	208 V / 240 V
AeroTech™ technology	●	AMP draw	16.6 A / 19.4 A
Automatic rapid pre-heat	●	Accessories	
Broil	4400W	Self-cleaning side runners	1 set
Broil width	20"	Full extension sliding shelves	3 sets
Number of passes on Maxi Broil	12 passes	Flat brushed baking tray	
Number of passes on Broil	10 passes	Roasting dish	1
Cleaning		Smokeless grill tray	1
Acid resistant graphite enamel	●	Grill rack	1
Self-clean	Standard and light cycles	Food probe	1
Self-cleaning side runners	●	Warranty*	Limited 2 Years Parts and Labor
Removable shelf runners	●		
Removable oven door	●		

CONTEMPORARY BUILT-IN OVENS



Model no.	OB30DDPTDX1
Price (UMRP)	\$6,699
SKU	81859
Type of appliance	30" Contemporary Oven
Finish	Black Glass with Stainless Steel Trim

Dimensions	
Height	48 1/2"
Width	29 15/16"
Depth (excluding handle and dials)	23 15/16"
Total capacity	4.1 cu ft per oven
Usable capacity	3.6 cu ft per oven
Shelf positions	8 per oven

Oven functions	17
Bake	●
True Aero	●
Maxi Broil	●
Vent Bake	●
Aero Broil	●
Aero Bake	●
Roast	●
Pizza Bake	●
Pastry Bake	●
Slow Cook	●
Classic Bake	●
Air Fry	●
Broil	●
Rapid Proof	●
Dehydrate	●
Warm	●
Self-clean	●

Performance	
AeroTech™ technology	●
Automatic rapid pre-heat	●
Broil	4400W
Broil width	20"
Number of passes on Maxi Broil	12 passes
Number of passes on Broil	10 passes

Cleaning	
Acid resistant graphite enamel	●
Self-clean	Standard and light cycles
Self-cleaning side runners	●
Removable shelf runners	●
Removable oven door	●

Safety	
CoolTouch door	●
Advanced cooling system	●
Balanced oven door	●
Non-tip shelves	●
Full extension sliding shelves	●
Control panel key lock	●
Catalytic venting system	●

Controls	
Intuitive touchscreen display	●
Dial with illuminated halo	●
Guided cooking by food type and recipes	●
Food probe	●
Precise electronic temperature control	●
Automatic pre-set temperatures	●
Electronic oven control	●
Electronic clock	●
Automatic cooking/minute timer	●
Adjustable audio and display settings	●
Celsius/Fahrenheit temperature	●
Interior light	3 x 20W halogen
Sabbath mode with Star K certification	●
Multi-language display	UK English, US English, Simplified Chinese, Français, Español
Connected Fisher & Paykel appliance	●

Power requirements	
Supply voltage	208 V / 240 V
AMP draw	33.2 A / 38.3 A

Accessories	
Self-cleaning side runners	1 set
Full extension sliding shelves	3 sets
Flat brushed baking tray	
Roasting dish	1
Smokeless grill tray	1
Grill rack	1
Food probe	1

Warranty*	Limited 2 Years Parts and Labor
------------------	---------------------------------

CONTEMPORARY BUILT-IN OVENS



Model no.	OB30SDPTDB1
Price (UMRP)	\$4,699
SKU	81862
Type of appliance	30" Contemporary Oven with Dial
Finish	Black

Dimensions		Safety	
Height	27 3/16"	CoolTouch door	●
Width	29 15/16"	Advanced cooling system	●
Depth (excluding handle and dials)	23 15/16"	Balanced oven door	●
Total capacity	4.1 cu ft	Non-tip shelves	●
Usable capacity	3.6 cu ft	Full extension sliding shelves	●
Shelf positions	8	Control panel key lock	●
Oven functions	17	Catalytic venting system	●
Bake	●	Controls	
True Aero	●	Intuitive touchscreen display	●
Maxi Broil	●	Dial with illuminated halo	●
Vent Bake	●	Guided cooking by food type and recipes	●
Aero Broil	●	Food probe	●
Aero Bake	●	Precise electronic temperature control	●
Roast	●	Automatic pre-set temperatures	●
Pizza Bake	●	Electronic oven control	●
Pastry Bake	●	Electronic clock	●
Slow Cook	●	Automatic cooking/minute timer	●
Classic Bake	●	Adjustable audio and display settings	●
Air Fry	●	Celsius/Fahrenheit temperature	●
Broil	●	Interior light	3 x 20W halogen
Rapid Proof	●	Sabbath mode with Star K certification	●
Dehydrate	●	Multi-language display	UK English, US English, Simplified Chinese, Français, Español
Warm	●	Connected Fisher & Paykel appliance	●
Self-clean	●	Power requirements	
Performance		Supply voltage	208 V / 240 V
AeroTech™ technology	●	AMP draw	16.6 A / 19.4 A
Automatic rapid pre-heat	●	Accessories	
Broil	4400W	Self-cleaning side runners	1 set
Broil width	20"	Full extension sliding shelves	3 sets
Number of passes on Maxi Broil	12 passes	Flat brushed baking tray	
Number of passes on Broil	10 passes	Roasting dish	1
Cleaning		Smokeless grill tray	1
Acid resistant graphite enamel	●	Grill rack	1
Self-clean	Standard and light cycles	Food probe	1
Self-cleaning side runners	●	Warranty*	Limited 2 Years Parts and Labor
Removable shelf runners	●		
Removable oven door	●		

CONTEMPORARY BUILT-IN OVENS



Model no.	OB30SDPTB1
Price (UMRP)	\$4,699
SKU	81910
Type of appliance	30" Contemporary Oven
Finish	Black

Dimensions	
Height	27 3/16"
Width	29 15/16"
Depth (excluding handle and dials)	23 15/16"
Total capacity	4.1 cu ft
Usable capacity	3.6 cu ft
Shelf positions	8

Oven functions	17
Bake	●
True Aero	●
Maxi Broil	●
Vent Bake	●
Aero Broil	●
Aero Bake	●
Roast	●
Pizza Bake	●
Pastry Bake	●
Slow Cook	●
Classic Bake	●
Air Fry	●
Broil	●
Rapid Proof	●
Dehydrate	●
Warm	●
Self-clean	●

Performance	
AeroTech™ technology	●
Automatic rapid pre-heat	●
Broil	4400W
Broil width	20"
Number of passes on Maxi Broil	12 passes
Number of passes on Broil	10 passes

Cleaning	
Acid resistant graphite enamel	●
Self-clean	Standard and light cycles
Self-cleaning side runners	●
Removable shelf runners	●
Removable oven door	●

Safety	
CoolTouch door	●
Advanced cooling system	●
Balanced oven door	●
Non-tip shelves	●
Full extension sliding shelves	●
Control panel key lock	●
Catalytic venting system	●

Controls	
Intuitive touchscreen display	●
Dial with illuminated halo	
Guided cooking by food type and recipes	●
Food probe	●
Precise electronic temperature control	●
Automatic pre-set temperatures	●
Electronic oven control	●
Electronic clock	●
Automatic cooking/minute timer	●
Adjustable audio and display settings	●
Celsius/Fahrenheit temperature	●
Interior light	3 x 20W halogen
Sabbath mode with Star K certification	●
Multi-language display	UK English, US English, Simplified Chinese, Français, Español
Connected Fisher & Paykel appliance	●

Power requirements	
Supply voltage	208 V / 240 V
AMP draw	16.6 A / 19.4 A

Accessories	
Self-cleaning side runners	1 set
Full extension sliding shelves	3 sets
Flat brushed baking tray	
Roasting dish	1
Smokeless grill tray	1
Grill rack	1
Food probe	1

Warranty*	Limited 2 Years Parts and Labor
------------------	---------------------------------

CONTEMPORARY BUILT-IN OVENS



Model no.	OS24SDTX1
Price (UMRP)	\$4,799
SKU	82251
Type of appliance	24" Contemporary Single Built-in Oven with Steam
Finish	Black Glass with Stainless Steel Trim

Dimensions	
Height (excluding vent trim)	23 9/16"
Width	23 7/16"
Depth (excluding handle and dials)	22 1/4"

Capacity	
Total capacity	3 cu ft
Usable capacity	2.5 cu ft
Shelf positions	6
Maximum water tank capacity	50.7 fl oz

Oven features	25
Bake	•
True Aero	•
Maxi Broil	•
Vent Bake	•
Aero Broil	•
Aero Bake	•
Roast	•
Pizza Bake	•
Pastry Bake	•
Slow Cook	•
Classic Bake	•
Air Fry	•
Dehydrate	•
Warm	•
True Aero + High Steam	•
True Aero + Medium Steam	•
True Aero + Low Steam	•
Crisp Regenerate	•
Steam	•
Sous Vide	•
Steam Regenerate	•
Steam Proof	•
Steam Defrost	•
Pyrolytic Self-clean	•
Steam Clean	•

Performance	
AeroTech™ technology	•
ActiveVent system	•
SteamTechnology	•
Temperature range	95°C - 540°C
Automatic rapid pre-heat	•
Soft open and close door	•
Whisper quiet cooking	•
Broil	3000W
Broil width	15"
Number of passes on Maxi Broil	8 passes

Cleaning	
Acid resistant graphite enamel	•
Pyrolytic self-clean	•
Pyrolytic proof side runners	•
Removable shelf runners	•
Removable oven door	•
Removable oven door inner glass	•
Steam Clean	•
Descal cycle	•
Drying cycle	•

Safety	
CoolTouch door	•
Advanced cooling system	•
Balanced oven door	•
Non-tip shelves	•
Full extension sliding shelves	•
Control panel key lock	•
Catalytic venting system	•

Controls	
Intuitive touchscreen display	•
Guided cooking by food type and recipes	•
Food probe	•
Precise electronic temperature control	precise 2°F control on selected functions
Automatic pre-set temperatures	•
Electronic oven control	•
Electronic clock	•
Automatic cooking/minute timer	•
Adjustable audio and display settings	•
Celsius/Fahrenheit temperature	•
Interior light	2 x 25W halogen
Sabbath mode with Star K certification	•
Multi-language display	UK English, US English, Simplified Chinese, Français, Español
Connected Fisher & Paykel appliance	•

Power requirements	
Supply voltage	208 V / 240 V
Supply frequency	
AMP draw	16.6 A / 19.4 A

Accessories	
Broil pan	•
Smokeless broil tray	•
Broil rack	•
Perforated sheet	•
Food probe	•
Descal solution	2 sachets, Part 580925

Warranty*	Limited 2 Years Parts and Labor
------------------	---------------------------------

CONTEMPORARY BUILT-IN OVENS



Model no.	OS24SDTDX1
Price (UMRP)	\$4,799
SKU	82252
Type of appliance	24" Contemporary Single Built-in Oven with Steam
Finish	Black Glass with Stainless Steel Trim

Dimensions	
Height (excluding vent trim)	23 9/16"
Width	23 7/16"
Depth (excluding handle and dials)	22 1/4"

Capacity	
Total capacity	3 cu ft
Usable capacity	2.5 cu ft
Shelf positions	6
Maximum water tank capacity	50.7 fl oz

Oven features	25
Bake	•
True Aero	•
Maxi Broil	•
Vent Bake	•
Aero Broil	•
Aero Bake	•
Roast	•
Pizza Bake	•
Pastry Bake	•
Slow Cook	•
Classic Bake	•
Air Fry	•
Dehydrate	•
Warm	•
True Aero + High Steam	•
True Aero + Medium Steam	•
True Aero + Low Steam	•
Crisp Regenerate	•
Steam	•
Sous Vide	•
Steam Regenerate	•
Steam Proof	•
Steam Defrost	•
Pyrolytic Self-clean	•
Steam Clean	•

Performance	
AeroTech™ technology	•
ActiveVent system	•
SteamTechnology	•
Temperature range	95°C - 540°C
Automatic rapid pre-heat	•
Soft open and close door	•
Whisper quiet cooking	•
Broil	3000W
Broil width	15"
Number of passes on Maxi Broil	8 passes

Cleaning	
Acid resistant graphite enamel	•
Pyrolytic self-clean	•
Pyrolytic proof side runners	•
Removable shelf runners	•
Removable oven door	•
Removable oven door inner glass	•
Steam Clean	•
Descal cycle	•
Drying cycle	•

Safety	
CoolTouch door	•
Advanced cooling system	•
Balanced oven door	•
Non-tip shelves	•
Full extension sliding shelves	•
Control panel key lock	•
Catalytic venting system	•

Controls	
Intuitive touchscreen display	•
Guided cooking by food type and recipes	•
Food probe	•
Precise electronic temperature control	precise 2°F control on selected functions
Automatic pre-set temperatures	•
Electronic oven control	•
Electronic clock	•
Automatic cooking/minute timer	•
Adjustable audio and display settings	•
Celsius/Fahrenheit temperature	•
Interior light	2 x 25W halogen
Sabbath mode with Star K certification	•
Multi-language display	UK English, US English, Simplified Chinese, Français, Español
Connected Fisher & Paykel appliance	•

Power requirements	
Supply voltage	208 V / 240 V
Supply frequency	
AMP draw	16.6 A / 19.4 A

Accessories	
Broil pan	•
Smokeless broil tray	•
Broil rack	•
Perforated sheet	•
Food probe	•
Descal solution	2 sachets, Part 580925

Warranty*	Limited 2 Years Parts and Labor
------------------	---------------------------------

CONTEMPORARY BUILT-IN OVENS



Model no.	OS24SDTB1
Price (UMRP)	\$4,799
SKU	82253
Type of appliance	24" Contemporary Single Built-in Oven with Steam
Finish	Black

Dimensions	
Height (excluding vent trim)	23 9/16"
Width	23 7/16"
Depth (excluding handle and dials)	22 1/4"

Capacity	
Total capacity	3 cu ft
Usable capacity	2.5 cu ft
Shelf positions	6
Maximum water tank capacity	50.7 fl oz

Oven features	25
Bake	•
True Aero	•
Maxi Broil	•
Vent Bake	•
Aero Broil	•
Aero Bake	•
Roast	•
Pizza Bake	•
Pastry Bake	•
Slow Cook	•
Classic Bake	•
Air Fry	•
Dehydrate	•
Warm	•
True Aero + High Steam	•
True Aero + Medium Steam	•
True Aero + Low Steam	•
Crisp Regenerate	•
Steam	•
Sous Vide	•
Steam Regenerate	•
Steam Proof	•
Steam Defrost	•
Pyrolytic Self-clean	•
Steam Clean	•

Performance	
AeroTech™ technology	•
ActiveVent system	•
SteamTechnology	•
Temperature range	95°C - 540°C
Automatic rapid pre-heat	•
Soft open and close door	•
Whisper quiet cooking	•
Broil	3000W
Broil width	15"
Number of passes on Maxi Broil	8 passes

Cleaning	
Acid resistant graphite enamel	•
Pyrolytic self-clean	•
Pyrolytic proof side runners	•
Removable shelf runners	•
Removable oven door	•
Removable oven door inner glass	•
Steam Clean	•
Descale cycle	•
Drying cycle	•

Safety	
CoolTouch door	•
Advanced cooling system	•
Balanced oven door	•
Non-tip shelves	•
Full extension sliding shelves	•
Control panel key lock	•
Catalytic venting system	•

Controls	
Intuitive touchscreen display	•
Guided cooking by food type and recipes	•
Food probe	•
Precise electronic temperature control	precise 2°F control on selected functions
Automatic pre-set temperatures	•
Electronic oven control	•
Electronic clock	•
Automatic cooking/minute timer	•
Adjustable audio and display settings	•
Celsius/Fahrenheit temperature	•
Interior light	2 x 25W halogen
Sabbath mode with Star K certification	•
Multi-language display	UK English, US English, Simplified Chinese, Français, Español
Connected Fisher & Paykel appliance	•

Power requirements	
Supply voltage	208 V / 240 V
Supply frequency	
AMP draw	16.6 A / 19.4 A

Accessories	
Broil pan	•
Smokeless broil tray	•
Broil rack	•
Perforated sheet	•
Food probe	•
Descale solution	2 sachets, Part 580925

Warranty*	Limited 2 Years Parts and Labor
------------------	---------------------------------

CONTEMPORARY BUILT-IN OVENS



Model no.	OB24SCDEPX1
Price (UMRP)	\$2,999
SKU	81205
Type of appliance	Built-in Oven, 24" 3 cu ft, 11 Function
Finish	Stainless steel with black reflective glass

Dimensions	
Height	23 9/16"
Width	23 1/2"
Depth (excluding handle and dials)	22 1/4"

Oven functions	11
Bake	●
Vent Bake	●
Aero™ Bake	●
Maxi Broil	●
Aero™ Broil	●
True Aero™	●
Aero™ Pastry	●
Roast	●
Warm	●
Self-clean	●
Rapid proof	●

Oven features	
True convection	●
AeroTech™ technology	●
ActiveVent™ system	●
Whisper quiet cooking*	●
Automatic rapid pre-heat	●
Self cleaning	●
Pyrolytic proof shelf runners	●
Full extension telescopic sliding shelves	1 set
Internal light	2x 25W (halogen)
Electronic oven control	●
Soft open/close door	●

Performance	
Total capacity+	3 cu ft
Usable capacity+	2.5 cu ft
Shelf positions	6
Broil	3000W
CoolTouch door	Triple glazed

Cleaning	9
Acid resistant graphite enamel	●
Pyrolytic self-clean	●
Pyrolytic proof shelf runners	●
Removable shelf runners	●
Removable oven door	●

Safety	
CoolTouch door	●
Advanced cooling system	●
Balanced oven door	●
Non-tip shelves	●
Full extension sliding shelves	●
Control panel key lock	●
Catalytic venting system	●

Controls	
Electronic clock	●
Automatic cooking/minute timer	●
Precise electronic temperature control	●
Automatic pre-set temperatures	●
Behind glass capacitive touch buttons	●
Turned stainless dials with illuminated halos	●
Interior light	2x 25W (halogen)
Audio feedback	●
Celsius/Fahrenheit temperature	●
Sabbath mode	●

Power requirements	
Supply voltage	208-240V
Supply frequency	60Hz
AMP draw	19A

Accessories	
Step down wire shelf	●
Pyrolytic proof shelf runners	1 set
Full extension telescopic sliding shelves	1 set (part 565048)
3-pc anti-splatter grill system (Broil pan, Splatter guard and Grill rack)	●
Meat probe	●

Warranty*	Limited 2 Years Parts and Labor
------------------	---------------------------------

CONTEMPORARY BUILT-IN OVENS



Model no.	OB24SCDEX1
Price (UMRP)	\$1,999
SKU	81206
Type of appliance	Built-in Oven, 24" 3 cu ft, 11 Function
Finish	Stainless steel with black reflective glass

Dimensions	
Height	23 9/16"
Width	23 1/2"
Depth (excluding handle and dials)	22 1/4"

Performance	
Total capacity+	3 cu ft
Usable capacity+	2.5 cu ft
Shelf positions	6
Broil	3000W
CoolTouch door	Triple glazed

Oven features	
True convection	●
AeroTech™ technology	●
ActiveVent™ system	●
Whisper quiet cooking*	●
Automatic rapid pre-heat	●
Internal light	2x 25W (halogen)
Electronic oven control	●

Oven functions	11
Bake	●
Vent Bake	●
Aero™ Bake	●
Maxi Broil	●
Aero™ Broil	●
True Aero™	●
Classic Bake	●
Aero™ Pastry	●
Roast	●
Warm	●
Rapid proof	●

Cleaning	
Acid resistant graphite enamel	●
Drop-down grill element	●
Removable shelf runners	●
Removable oven door	●

Safety	
CoolTouch door	●
Advanced cooling system	●
Balanced oven door	●
Non-tip shelves	●
Full extension sliding shelves	Optional (part 565048)
Control panel key lock	●

Controls	
Electronic clock	●
Automatic cooking/minute timer	●
Precise electronic temperature control	●
Automatic pre-set temperatures	●
Behind glass capacitive touch buttons	●
Turned stainless dials with illuminated halos	●
Interior light	2x 25W (halogen)
Audio feedback	●
Celsius/Fahrenheit temperature	●
Sabbath mode	●

Power requirements	
Supply voltage	208-240V
Supply frequency	60Hz
AMP draw	19A

Accessories	
Step down wire shelf	●
Flat wire shelf	●
Chromed shelf runners	1 set
Full extension telescopic sliding shelves	Optional (part 565048)
Broil pan	●

Warranty*	Limited 2 Years Parts and Labor
------------------	---------------------------------

CONTEMPORARY BUILT-IN OVENS



Model no.	OB24SCD11PB1
Price (UMRP)	\$2,999
SKU	81759
Type of appliance	24" Contemporary Oven
Finish	Black

Dimensions	
Height	23 9/16"
Width	23 1/2"
Depth (excluding handle and dials)	22 1/4"

Oven functions	11
Bake	●
Vent Bake	●
Aero™ Bake	●
Maxi Broil	●
Aero™ Broil	●
True Aero™	●
Aero™ Pastry	●
Roast	●
Warm	●
Self-clean	●
Rapid proof	●

Oven features	
True convection	
AeroTech™ technology	●
ActiveVent™ system	●
Whisper quiet cooking*	●
Automatic rapid pre-heat	●
Pyrolytic proof shelf runners	●
Full extension telescopic sliding shelves	1 set
Internal light	2 x 25W (halogen)
Electronic oven control	●
Soft open/close door	●

Performance	
Total capacity+	3 cu ft
Usable capacity+	2.5 cu ft
Shelf positions	6
Broil	3200W
CoolTouch door	●

Cleaning	
Acid resistant graphite enamel	●
Pyrolytic self-clean	●
Pyrolytic proof shelf runners	●
Removable shelf runners	●
Removable oven door	●

Safety	
CoolTouch door	●
Advanced cooling system	●
Balanced oven door	●
Non-tip shelves	●
Full extension sliding shelves	●
Control panel key lock	●
Catalytic venting system	●

Controls	
Electronic clock	●
Automatic cooking/minute timer	●
Precise electronic temperature control	●
Automatic pre-set temperatures	●
Behind glass capacitive touch buttons	●
Turned stainless dials with illuminated halos	●
Audio feedback	●
Celsius/Fahrenheit temperature	●
Sabbath mode	●

Power requirements	
Supply voltage	208 - 240V
Supply frequency	60Hz
AMP draw	19A

Accessories	
Step down wire shelf	●
Pyrolytic proof shelf runners	●
Full extension telescopic sliding shelves	3 sets
3-pc anti-splatter grill system (Broil pan, Splatter guard and Grill rack)	●
Meat probe	●

Warranty*	Limited 2 Years Parts and Labor
------------------	---------------------------------

CONTEMPORARY BUILT-IN OVENS



Model no.	OB24SDPTX1
Price (UMRP)	\$3,699
SKU	81777
Type of appliance	24" Contemporary Oven
Finish	Black Glass with Stainless Steel Trim

Dimensions	
Height	23 9/16"
Width	23 7/16"
Depth (excluding handle and dials)	22 1/4"
Total capacity	3 cu ft
Usable capacity	2.5 cu ft
Shelf positions	6

Oven functions	16
Bake	●
True Aero	●
Maxi Broil	●
Vent Bake	●
Aero Broil	●
Aero Bake	●
Roast	●
Pizza Bake	●
Pastry Bake	●
Slow Cook	●
Classic Bake	●
Air Fry	●
Rapid Proof	●
Dehydrate	●
Warm	●
Self-clean	●

Performance	
AeroTech™ technology	●
ActiveVent™ system	●
Automatic rapid pre-heat	●
Soft open and close door	●
Whisper quiet cooking	●
Broil	3200W
Broil width	15"
Number of passes on Maxi Broil	8 passes

Cleaning	
Acid resistant graphite enamel	●
Self-clean	Standard and light cycles
Self-cleaning side runners	●
Removable shelf runners	●
Removable oven door	●
Removable oven door inner glass	●

Safety	
CoolTouch door	●
Advanced cooling system	●
Balanced oven door	●
Non-tip shelves	●
Full extension sliding shelves	●
Control panel key lock	●
Catalytic venting system	●

Controls	
Intuitive touchscreen display	●
Dial with illuminated halo	
Guided cooking by food type and recipes	●
Food probe	●
Precise electronic temperature control	●
Automatic pre-set temperatures	●
Electronic oven control	2x 25W (halogen)
Electronic clock	●
Automatic cooking/minute timer	●
Adjustable audio and display settings	●
Celsius/Fahrenheit temperature	●
Interior light	2 x 25W halogen
Sabbath mode with Star K certification	●
Multi-language display	UK English, US English, Simplified Chinese, Français, Español
Connected Fisher & Paykel appliance	●

Power requirements	
Supply voltage	208 V / 240 V
AMP draw	16.6 A / 19.4 A

Accessories	
Self-cleaning side runners	1 set
Full extension sliding shelves	1 set
Step down wire shelf	1
Roasting dish	1
Smokeless broil tray	1
Broil rack	1
Food probe	1
Optional accessory round handle	Part 81645

Warranty*	Limited 2 Years Parts and Labor
------------------	---------------------------------

CONTEMPORARY BUILT-IN OVENS



Model no.	OB24SDPTDX1
Price (UMRP)	\$3,699
SKU	81778
Type of appliance	24" Contemporary Oven with Dial
Finish	Black Glass with Stainless Steel Trim

Dimensions		Safety	
Height	23 9/16"	CoolTouch door	●
Width	23 7/16"	Advanced cooling system	●
Depth (excluding handle and dials)	22 1/4"	Balanced oven door	●
Total capacity	3 cu ft	Non-tip shelves	●
Usable capacity	2.5 cu ft	Full extension sliding shelves	●
Shelf positions	6	Control panel key lock	●
Oven functions	16	Catalytic venting system	●
Bake	●	Controls	
True Aero	●	Intuitive touchscreen display	●
Maxi Broil	●	Dial with illuminated halo	●
Vent Bake	●	Guided cooking by food type and recipes	●
Aero Broil	●	Food probe	●
Aero Bake	●	Precise electronic temperature control	●
Roast	●	Automatic pre-set temperatures	●
Pizza Bake	●	Electronic oven control	2x 25W (halogen)
Pastry Bake	●	Electronic clock	●
Slow Cook	●	Automatic cooking/minute timer	●
Classic Bake	●	Adjustable audio and display settings	●
Air Fry	●	Celsius/Fahrenheit temperature	●
Rapid Proof	●	Interior light	2 x 25W halogen
Dehydrate	●	Sabbath mode with Star K certification	●
Warm	●	Multi-language display	UK English, US English, Simplified Chinese, Français, Español
Self-clean	●	Connected Fisher & Paykel appliance	●
Performance		Power requirements	
AeroTech™ technology	●	Supply voltage	208 V / 240 V
ActiveVent™ system	●	AMP draw	16.6 A / 19.4 A
Automatic rapid pre-heat	●	Accessories	
Soft open and close door	●	Self-cleaning side runners	1 set
Whisper quiet cooking	●	Full extension sliding shelves	1 set
Broil	3200W	Step down wire shelf	1
Broil width	15"	Roasting dish	1
Number of passes on Maxi Broil	8 passes	Smokeless broil tray	1
Cleaning		Broil rack	1
Acid resistant graphite enamel	●	Food probe	1
Self-clean	Standard and light cycles	Optional accessory round handle	Part 81645
Self-cleaning side runners	●	Warranty*	Limited 2 Years Parts and Labor
Removable shelf runners	●		
Removable oven door	●		
Removable oven door inner glass	●		

CONTEMPORARY BUILT-IN OVENS



Model no.	OB24SDPTB1
Price (UMRP)	\$3,699
SKU	81915
Type of appliance	24" Contemporary Oven
Finish	Black

Dimensions		Safety	
Height	23 9/16"	CoolTouch door	●
Width	23 7/16"	Advanced cooling system	●
Depth (excluding handle and dials)	22 1/4"	Balanced oven door	●
Total capacity	3 cu ft	Non-tip shelves	●
Usable capacity	2.5 cu ft	Full extension sliding shelves	●
Shelf positions	6	Control panel key lock	●
Oven functions	16	Catalytic venting system	●
Bake	●	Controls	
True Aero	●	Intuitive touchscreen display	●
Maxi Broil	●	Dial with illuminated halo	
Vent Bake	●	Guided cooking by food type and recipes	●
Aero Broil	●	Food probe	●
Aero Bake	●	Precise electronic temperature control	●
Roast	●	Automatic pre-set temperatures	●
Pizza Bake	●	Electronic oven control	2x 25W (halogen)
Pastry Bake	●	Electronic clock	●
Slow Cook	●	Automatic cooking/minute timer	●
Classic Bake	●	Adjustable audio and display settings	●
Air Fry	●	Celsius/Fahrenheit temperature	●
Rapid Proof	●	Interior light	2 x 25W halogen
Dehydrate	●	Sabbath mode with Star K certification	●
Warm	●	Multi-language display	UK English, US English, Simplified Chinese, Français, Español
Self-clean	●	Connected Fisher & Paykel appliance	●
Performance		Power requirements	
AeroTech™ technology	●	Supply voltage	208 V / 240 V
ActiveVent™ system	●	AMP draw	16.6 A / 19.4 A
Automatic rapid pre-heat	●	Accessories	
Soft open and close door	●	Self-cleaning side runners	1 set
Whisper quiet cooking	●	Full extension sliding shelves	1 set
Broil	3200W	Step down wire shelf	1
Broil width	15"	Roasting dish	1
Number of passes on Maxi Broil	8 passes	Smokeless broil tray	1
Cleaning		Broil rack	1
Acid resistant graphite enamel	●	Food probe	1
Self-clean	Standard and light cycles	Warranty*	Limited 2 Years Parts and Labor
Self-cleaning side runners	●		
Removable shelf runners	●		
Removable oven door	●		
Removable oven door inner glass	●		

CONTEMPORARY BUILT-IN OVENS



Model no.	OB24SDPTDB1
Price (UMRP)	\$3,699
SKU	81919
Type of appliance	24" Contemporary Oven with Dial
Finish	Black

Dimensions		Safety	
Height	23 9/16"	CoolTouch door	●
Width	23 7/16"	Advanced cooling system	●
Depth (excluding handle and dials)	22 1/4"	Balanced oven door	●
Total capacity	3 cu ft	Non-tip shelves	●
Usable capacity	2.5 cu ft	Full extension sliding shelves	●
Shelf positions	6	Control panel key lock	●
Oven functions	16	Catalytic venting system	●
Bake	●	Controls	
True Aero	●	Intuitive touchscreen display	●
Maxi Broil	●	Dial with illuminated halo	●
Vent Bake	●	Guided cooking by food type and recipes	●
Aero Broil	●	Food probe	●
Aero Bake	●	Precise electronic temperature control	●
Roast	●	Automatic pre-set temperatures	●
Pizza Bake	●	Electronic oven control	2x 25W (halogen)
Pastry Bake	●	Electronic clock	●
Slow Cook	●	Automatic cooking/minute timer	●
Classic Bake	●	Adjustable audio and display settings	●
Air Fry	●	Celsius/Fahrenheit temperature	●
Rapid Proof	●	Interior light	2 x 25W halogen
Dehydrate	●	Sabbath mode with Star K certification	●
Warm	●	Multi-language display	UK English, US English, Simplified Chinese, Français, Español
Self-clean	●	Connected Fisher & Paykel appliance	●
Performance		Power requirements	
AeroTech™ technology	●	Supply voltage	208 V / 240 V
ActiveVent™ system	●	AMP draw	16.6 A / 19.4 A
Automatic rapid pre-heat	●	Accessories	
Soft open and close door	●	Self-cleaning side runners	1 set
Whisper quiet cooking	●	Full extension sliding shelves	1 set
Broil	3200W	Step down wire shelf	1
Broil width	15"	Roasting dish	1
Number of passes on Maxi Broil	8 passes	Smokeless broil tray	1
Cleaning		Broil rack	1
Acid resistant graphite enamel	●	Food probe	1
Self-clean	Standard and light cycles	Warranty*	Limited 2 Years Parts and Labor
Self-cleaning side runners	●		
Removable shelf runners	●		
Removable oven door	●		
Removable oven door inner glass	●		

CONTEMPORARY BUILT-IN OVENS



Model no.	OB24SCD9PX1
Price (UMRP)	\$2,799
SKU	81886
Type of appliance	24" Contemporary Oven
Finish	Stainless Steel Trim

Dimensions	
Height	23 9/16"
Width	23 1/2"
Depth (excluding handle and dials)	22 1/4"

Oven functions	9
Bake	●
Vent Bake	●
Aero™ Bake	●
Maxi Broil	●
Aero™ Broil	●
True Aero™	●
Aero™ Pastry	●
Roast	●
Warm	●
Self-clean	●
Rapid proof	●

Oven features	
True convection	●
AeroTech™ technology	●
ActiveVent™ system	●
Whisper quiet cooking*	●
Automatic rapid pre-heat	●
Pyrolytic proof shelf runners	●
Full extension telescopic sliding shelves	1 set
Internal light	2 x 25W (halogen)
Electronic oven control	●
Soft open/close door	●

Performance	
Total capacity+	3 cu ft
Usable capacity+	2.5 cu ft
Shelf positions	6
Broil	3200W
CoolTouch door	

Cleaning	
Acid resistant graphite enamel	●
Pyrolytic self-clean	
Pyrolytic proof shelf runners	●
Removable shelf runners	●
Removable oven door	●

Safety	
CoolTouch door	
Advanced cooling system	●
Balanced oven door	●
Non-tip shelves	●
Full extension sliding shelves	●
Control panel key lock	●
Catalytic venting system	●

Controls	
Electronic clock	●
Automatic cooking/minute timer	●
Precise electronic temperature control	●
Automatic pre-set temperatures	●
Behind glass capacitive touch buttons	●
Turned stainless dials with illuminated halos	●
Audio feedback	●
Celsius/Fahrenheit temperature	●
Sabbath mode	●

Power requirements	
Supply voltage	208-240V
Supply frequency	60Hz
AMP draw	19A

Accessories	
Step down wire shelf	●
Pyrolytic proof shelf runners	●
Full extension telescopic sliding shelves	3 sets
3-pc anti-splatter grill system (Broil pan, Splatter guard and Grill rack)	
Meat probe	●

Warranty*	Limited 2 Years Parts and Labor
------------------	---------------------------------

CONTEMPORARY BUILT-IN OVENS



Model no.	OB24SCD9PB1
Price (UMRP)	\$2,799
SKU	81885
Type of appliance	24" Contemporary Oven
Finish	Black

Dimensions	
Height	23 9/16"
Width	23 1/2"
Depth (excluding handle and dials)	22 1/4"

Oven functions	9
Bake	●
Vent Bake	●
Aero™ Bake	●
Maxi Broil	●
Aero™ Broil	●
True Aero™	●
Aero™ Pastry	●
Roast	●
Warm	●
Self-clean	●
Rapid proof	●

Oven features	
True convection	
AeroTech™ technology	●
ActiveVent™ system	●
Whisper quiet cooking*	●
Automatic rapid pre-heat	●
Pyrolytic proof shelf runners	●
Full extension telescopic sliding shelves	1 set
Internal light	2 x 25W (halogen)
Electronic oven control	●
Soft open/close door	●

Performance	
Total capacity+	3 cu ft
Usable capacity+	2.5 cu ft
Shelf positions	6
Broil	3000W
CoolTouch door	

Cleaning	
Acid resistant graphite enamel	●
Pyrolytic self-clean	
Pyrolytic proof shelf runners	●
Removable shelf runners	●
Removable oven door	●

Safety	
CoolTouch door	
Advanced cooling system	●
Balanced oven door	●
Non-tip shelves	●
Full extension sliding shelves	●
Control panel key lock	●
Catalytic venting system	●

Controls	
Electronic clock	●
Automatic cooking/minute timer	●
Precise electronic temperature control	●
Automatic pre-set temperatures	●
Behind glass capacitive touch buttons	●
Turned stainless dials with illuminated halos	●
Audio feedback	●
Celsius/Fahrenheit temperature	●
Sabbath mode	●

Power requirements	
Supply voltage	208 - 240V
Supply frequency	60Hz
AMP draw	19A

Accessories	
Step down wire shelf	●
Pyrolytic proof shelf runners	●
Full extension telescopic sliding shelves	3 sets
3-pc anti-splatter grill system (Broil pan, Splatter guard and Grill rack)	●
Meat probe	●

Warranty*	Limited 2 Years Parts and Labor
------------------	---------------------------------

CONTEMPORARY BUILT-IN OVENS



Model no.	OB24SCD7PX1
Price (UMRP)	\$2,499
SKU	81887
Type of appliance	24" Contemporary Oven
Finish	Stainless Steel Trim

Dimensions	
Height	23 9/16"
Width	23 1/2"
Depth (excluding handle and dials)	22 1/4"

Oven functions	7
Bake	●
Vent Bake	
Aero™ Bake	●
Maxi Broil	●
Aero™ Broil	●
True Aero™	●
Aero™ Pastry	●
Roast	
Warm	
Self-clean	●
Rapid proof	

Oven features	
True convection	
AeroTech™ technology	●
ActiveVent™ system	●
Whisper quiet cooking*	●
Automatic rapid pre-heat	●
Pyrolytic proof shelf runners	●
Full extension telescopic sliding shelves	1 set
Internal light	2 x 25W (halogen)
Electronic oven control	●
Soft open/close door	

Performance	
Total capacity+	3 cu ft
Usable capacity+	2.5 cu ft
Shelf positions	6
Broil	3200W
CoolTouch door	

Cleaning	
Acid resistant graphite enamel	●
Pyrolytic self-clean	
Pyrolytic proof shelf runners	●
Removable shelf runners	●
Removable oven door	●

Safety	
CoolTouch door	
Advanced cooling system	●
Balanced oven door	●
Non-tip shelves	●
Full extension sliding shelves	●
Control panel key lock	●
Catalytic venting system	●

Controls	
Electronic clock	●
Automatic cooking/minute timer	●
Precise electronic temperature control	●
Automatic pre-set temperatures	●
Behind glass capacitive touch buttons	●
Turned stainless dials with illuminated halos	●
Audio feedback	●
Celsius/Fahrenheit temperature	●
Sabbath mode	●

Power requirements	
Supply voltage	208-240V
Supply frequency	60Hz
AMP draw	19A

Accessories	
Step down wire shelf	●
Pyrolytic proof shelf runners	●
Full extension telescopic sliding shelves	3 sets
3-pc anti-splatter grill system (Broil pan, Splatter guard and Grill rack)	
Meat probe	●

Warranty*	Limited 2 Years Parts and Labor
------------------	---------------------------------

CONTEMPORARY BUILT-IN OVENS



Model no.	OB24SCD5PX1
Price (UMRP)	\$2,299
SKU	81889
Type of appliance	24" Contemporary Oven
Finish	Black

Dimensions	
Height	23 9/16"
Width	23 1/2"
Depth (excluding handle and dials)	22 1/4"

Oven functions	5
Bake	●
Vent Bake	
Aero™ Bake	●
Maxi Broil	●
Aero™ Broil	
True Aero™	●
Aero™ Pastry	
Roast	
Warm	
Self-clean	●
Rapid proof	

Oven features	
True convection	
AeroTech™ technology	●
ActiveVent™ system	●
Whisper quiet cooking*	●
Automatic rapid pre-heat	●
Pyrolytic proof shelf runners	●
Full extension telescopic sliding shelves	1 set
Internal light	2 x 25W (halogen)
Electronic oven control	●
Soft open/close door	●

Performance	
Total capacity+	3 cu ft
Usable capacity+	2.5 cu ft
Shelf positions	6
Broil	3000W
CoolTouch door	

Cleaning	
Acid resistant graphite enamel	●
Pyrolytic self-clean	
Pyrolytic proof shelf runners	●
Removable shelf runners	●
Removable oven door	●

Safety	
CoolTouch door	
Advanced cooling system	●
Balanced oven door	●
Non-tip shelves	●
Full extension sliding shelves	●
Control panel key lock	●
Catalytic venting system	●

Controls	
Electronic clock	●
Automatic cooking/minute timer	●
Precise electronic temperature control	●
Automatic pre-set temperatures	●
Behind glass capacitive touch buttons	●
Turned stainless dials with illuminated halos	●
Audio feedback	●
Celsius/Fahrenheit temperature	●
Sabbath mode	●

Power requirements	
Supply voltage	208 - 240V
Supply frequency	60Hz
AMP draw	19A

Accessories	
Step down wire shelf	●
Pyrolytic proof shelf runners	●
Full extension telescopic sliding shelves	3 sets
3-pc anti-splatter grill system (Broil pan, Splatter guard and Grill rack)	●
Meat probe	●

Warranty*	Limited 2 Years Parts and Labor
------------------	---------------------------------

CONTEMPORARY COMPANIONS



MODEL no.	WB24SDEB2	WB24SDEX2	WB30SDEB1
Price (UMRP)	\$1,199	\$1,199	\$1,999
SKU	82141	82110	82113
Type of appliance	24" Warming Drawer	Warming Drawer, 24"	Warming Drawer, 30"
Dimensions	D: 22 5/16" x W: 23 7/16" x H: 5 1/2"	D: 22 5/16" x W: 23 7/16" x H: 5 1/2"	D: 22 5/16" x W: 29 15/16" x H: 10 11/16"
Finish	Black Glass	Stainless Steel	Black Glass
Capacity			
Cappuccino cups	20	20	24
Espresso cups	42	42	54
Maximum allowable weight	55 lb	55 lb	55 lb
Place settings	6	6	16
Usable height	3 7/8"	3 7/8"	9 1/16"
Performance			
Heated glass base and rear fan	●	●	●
Temperature range	95°F - 185°F	95°F - 185°F	95°F - 185°F
Temperatures levels	6	6	6
Low temperature cooking	●	●	●
Cleaning			
Easy clean smooth-glass base	●	●	●
Safety			
Automatic turn off after 12 hours	●	●	●
Full extension slides	●	●	●
Soft closing mechanism			
Controls			
On/Off indicator	●	●	●
Stainless steel buttons with glowing halos	●	●	●
Automatic timers	30', 45', 1h, 2h, 4h, 6h	30', 45', 1h, 2h, 4h, 6h	30', 45', 1h, 2h, 4h, 6h
Power requirements			
Supply voltage	110 V	110 V	110 V
Supply frequency	60Hz	60Hz	60Hz
AMP draw	10A	10A	10A
Warranty*	Limited 2 Years Parts and Labor	Limited 2 Years Parts and Labor	Limited 2 Years Parts and Labor

CONTEMPORARY COMPANIONS



MODEL no.	VB24SDEB1	VB24SDEX1	VB30SDEB1
Price (UMRP)	\$2,699	\$2,699	\$3,299
SKU	82119	82118	82121
Type of appliance	Vacuum Seal Drawer, 24"	Vacuum Seal Drawer, 24"	Vacuum Seal Drawer, 30"
Dimensions	D: 22 1/4" x W: 23 7/16" x H: 5 1/2"	D: 22 5/16" x W: 23 7/16" x H: 5 1/2"	D: 22 1/2" x W: 29 15/16" x H: 10 11/16"
Finish	Black Glass	Stainless Steel	Black Glass
Capacity			
Maximum vacuum seal bag size	9 7/16" x 13 3/4"	9 7/16" x 13 3/4"	9 7/16" x 13 3/4"
Usable capacity	0.3 cu ft	0.3 cu ft	0.3 cu ft
Usable height	3 3/8	3 3/8	3 3/8
Storage drawer			●
Performance			
Vacuum pump pressure	10 bar	10 bar	10 bar
Vacuum pump power	150 W	150 W	150 W
Vacuum sealing levels	3	3	3
Vacuum levels	3	3	3
Prepare food for sous-vide cooking	●	●	●
External vacuuming	●	●	●
Cleaning			
Easy to clean stainless steel interior	●	●	●
Easy to clean glass lid	●	●	●
Removable sealing bar and sealing bar cover	●	●	●
Safety			
BPA-free vacuum seal bags	100 bags included	100 bags included	100 bags included
Full extension telescopic sliding runners	●	●	●
Controls			
Push-to-open drawer	●	●	●
Intuitive capacitive touch controls	●	●	●
Audio feedback	●	●	●
Standby mode	●	●	●
Maintenance and moisture indicator	●	●	●
Power requirements			
Supply voltage	110 V	110 V	110 V
Supply frequency	60Hz	60Hz	60Hz
AMP draw	10A	10A	10A
Warranty*	Limited 2 Years Parts and Labor	Limited 2 Years Parts and Labor	Limited 2 Years Parts and Labor

CONTEMPORARY COMPANIONS



MODEL no.	WB30SDEX1	WB30SDEI1
Price (UMRP)	\$1,999	\$1,799
SKU	82112	82114
Type of appliance	Warming Drawer, 30"	Warming Drawer, 30", Panel Ready
Dimensions	D: 22 5/16" x W: 29 15/16" x H: 10 11/16"	D: 22 3/16" x W: 28 7/16" x H: 10 11/16"
Finish	Stainless Steel	Integrated
Capacity		
Cappuccino cups	24	24
Espresso cups	54	54
Maximum allowable weight	55 lb	55 lb
Place settings	16	16
Usable height	9 1/16"	9 1/16"
Number of 11" standard size plates		
Total capacity		
Performance		
Heated glass base and rear fan	●	●
Temperature range	95°F - 185°F	95°F - 185°F
Temperatures levels	6	6
Low temperature cooking	●	●
Cleaning		
Easy clean smooth-glass base	●	●
Safety		
Automatic turn off after 12 hours	●	●
Full extension slides	●	●
Soft closing mechanism		●
Controls		
On/Off indicator	●	●
Stainless steel buttons with glowing halos	●	●
Automatic timers	30', 45', 1h, 2h, 4h, 6h	30', 45', 1h, 2h, 4h, 6h
Power requirements		
Supply voltage	110 V	110 V
Supply frequency	60Hz	60Hz
AMP draw	10A	10A
Warranty*	Limited 2 Years Parts and Labor	Limited 2 Years Parts and Labor

CONTEMPORARY COMPANIONS



MODEL no.	VB30SDEX1
Price (UMRP)	\$3,299
SKU	82120
Type of appliance	Vacuum Seal Drawer, 30"
Dimensions	D: 22 1/2" x W: 29 15/16" x H: 10 11/16"
Finish	Stainless Steel
Capacity	
Maximum vacuum seal bag size	9 7/16" x 13 3/4"
Usable capacity	0.3 cu ft
Usable height	3 3/8
Storage drawer	●
Performance	
Vacuum pump pressure	10 bar
Vacuum pump power	150 W
Vacuum sealing levels	3
Vacuum levels	3
Prepare food for sous-vide cooking	●
External vacuuming	●
Cleaning	
Easy to clean stainless steel interior	●
Easy to clean glass lid	●
Removable sealing bar and sealing bar cover	●
Safety	
BPA-free vacuum seal bags	100 bags included
Full extension telescopic sliding runners	●
Controls	
Push-to-open drawer	●
Intuitive capacitive touch controls	●
Audio feedback	●
Standby mode	●
Maintenance and moisture indicator	●
Power requirements	
Supply voltage	110 V
Supply frequency	60Hz
AMP draw	10A
Warranty*	Limited 2 Years Parts and Labor

CONTEMPORARY COMPANIONS



Model no.	OS24NDB1
Price (UMRP)	\$3,499
SKU	81230
Type of appliance	24" Compact Built-in Combination Steam Oven
Finish	Black reflective glass with polished metal trim

Dimensions	
Height (excluding vent trim)	18 1/16" (18 13/16" with optional lower trim kit or 30" trim kit)
Width	23 7/16" (29 12/16" with 30" trim kit)
Depth (excluding handle and dials)	21"

Capacity	
Total capacity+	1.3 cu ft
Shelf positions	3

Oven features	9
True convection	●
Ring and Broil	●
Convection Broil	●
Broil	●
Steam Assist	●
Steam 100	●
Steam 130	●
Steam and Ring	●
Steam Clean (Oven)	●

Performance	
Grill power	1500W
Fan element power	1500W
Steam generator	1800W

Cleaning	
Easy clean 316 grade stainless steel interior	●
Easy to clean formed side racks	●
Removable water tank	●

Safety	
Control panel key lock	●
CoolTouch door	●

Controls	
High resolution touch display	●
Intuitive information display	●
Automatic cooking/minute timer	●
Recipe and food based functions	●
Precise electronic temperature control	●
Audio feedback	●
Multi language interface	●
Celsius/Fahrenheit temperature	●
Interior light	25W halogen

Power requirements	
Supply voltage	208 - 240
Supply frequency	60Hz
AMP draw	15A

Accessories	
Baking pan	●
Wire shelf	●
Perforated trap	●
Meat probe	●
76cm trim kit	TK30NDB1 (81226) (\$299)
Lower trim kit (478mm)	TK480NDB1 (81662) (\$69)

Warranty*	Limited 2 Years Parts and Labor
------------------	---------------------------------

CONTEMPORARY COMPANIONS



Model no.	OS24NDBB1
Price (UMRP)	\$3,499
SKU	81927
Type of appliance	24" Contemporary Combination Steam Oven
Finish	Black reflective glas

Dimensions	
Height	18 1/16" (18 13/16" with optional lower trim kit or 30" trim kit)
Width	23 1/2" (29 12/16" with 30"trim kit)
Depth (excluding handle and dials)	22 1/8"

Capacity	
Total capacity+	1.3 cu.ft
Usable capacity+	1.0 cu.ft
Shelf positions	3

Oven features	9
True convection	●
Ring & Broil	●
Convection Broil	●
Broil	●
Steam Assist	●
Steam 100	●
Steam 130	●
Steam & Ring	●
Steam Clean (Oven)	●

Performance	
Grill power	1500W
Fan element power	1500W
Steam generator	1800W

Cleaning	11
Easy clean 316 grade stainless steel interior	●
Easy to clean formed side racks	●
Removable water tank	●

Safety	
Control panel key lock	●
CoolTouch door	●

Controls	
High resolution display	●
Electronic capacitive touch controls	●
Intuitive information display	●
Automatic cooking/minute timer	●
Recipe & food based functions	●
Precise electronic temperature control	●
Audio feedback	●
Multi language interface	●
Celsius/Fahrenheit temperature	●
Interior light	25W halogen

Power requirements	
Supply voltage	208 - 240
Supply frequency	60Hz
AMP draw	15A

Accessories	
Baking pan	●
Wire shelf	●
Perforated tray & lid	●
Meat probe	Part 81226
Optional 30" trim kit	Part 81662
Optional Lower trim kit (18 13/16")	Part 81648
Optional accessory round handle	Optional (part 565048)

Warranty*	Limited 2 Years Parts and Labor
------------------	---------------------------------

CONTEMPORARY COMPANIONS



Model no.	EB24DSXB1	
Price (UMRP)	\$3,499	
SKU	81204	
Type of appliance	24" Built-in Coffee Maker	
Finish	Black reflective glass with polished metal trim	
Dimensions		
Height (excluding vent trim)	18 1/16" (18 13/16" with optional lower trim kit or 30" trim kit)	
Width	23 7/16" (29 12/16" with 30" trim kit)	
Depth (excluding handle and dials)	18 7/8"	
Capacity		
Number of cups	1 or 2	
Water tank capacity	5/8 gallon	
Coffee bean container capacity	3/4lb	
Grounds container capacity	14 cups of coffee	
Drip tray capacity	1 quart	
Functions		
Coffee strength levels	13 functions	
Cup size levels	5	
Espresso	4 + manual	
Double espresso	●	
Coffee	●	
Long black	●	
Americano	●	
Cappuccino	●	
Latte	●	
Flat white	●	
Latte macchiato	●	
Espresso macchiato	●	
Hot milk	●	
Hot water	●	
Steam	●	
Personalised coffee	●	
Takes pre-ground coffee (decaf)	●	
Performance		
Coffee temperatures	5	
Heating system	Thermoblock with stainless steel tube and steamer	
Heating system power (coffee/steam)	1200W/1000W	
Pump pressure	15bar	
Pump power	50W	
Grinder	Stainless steel conical burr	
Grinding coarseness	13 positions	
Integrated cup warmer shelf	●	
integrated storage for accessories	●	
Cleaning		
Self-clean function	●	
Easy to remove coffee grinds container	●	
Easy to remove drip tray with level indicator	●	
Easy to remove stainless steel hot water/steam pipe	●	
Controls		
High resolution 4.3" touch display	●	
Intuitive information display	●	
Smart self-learning menu preferences	●	
Water tank empty indicator	●	
Cleaning reminder	●	
Coffee grounds full reminder	●	
Refill coffee bean reminder	●	
Multi language interface	●	
Lights	4x LED	
Power requirements		
Supply voltage	120	
Supply frequency	60Hz	
AMP draw	10A	
Accessories		
Thermal milk jug (autocappuccino) 1/8 gallon	●	
Extractable steam outlet	●	
Coffee spoon	●	
Descaling agent bottle	●	
Water filter	●	
30" trim kit	TK30NDB1 (81226) (\$299)	
Lower trim kit (18 13/16")	TK480NDB1 (81662) (\$69)	
Warranty*	Limited 2 Years Parts and Labor	

CONTEMPORARY COMPANIONS



Model no.	EB24DSXBB1
Price (UMRP)	\$3,499
SKU	81925
Type of appliance	24" Contemporary Coffee Maker
Finish	Black reflective glass with polished metal trim

Dimensions	
Height (excluding vent trim)	18 1/16" (18 13/16" with optional lower trim kit or 30" trim kit)
Width	23 1/2" (29 12/16" with 30" trim kit)
Depth (excluding handle and dials)	18 15/16"

Capacity	
Number of cups	1 or 2
Water tank capacity	5/8 gallon
Coffee bean container capacity	3/4lb
Grounds container capacity	14 cups of coffee
Drip tray capacity	0.25 gallon

Functions	
Coffee strength levels	●
Cup size levels	4 + manual
Espresso	●
Double espresso	●
Coffee	●
Long black	●
Americano	●
Cappuccino	●
Latte	●
Flat white	●
Latte macchiato	●
Espresso macchiato	●
Hot milk	●
Hot water	●
Steam clean (oven)	●
Personalised coffee	●
Takes pre-ground coffee	●

Performance	
Coffee temperatures	5
Heating system	Thermablock with stainless steel & steamer
Heating system power (coffee/steam)	1200W/1000W
Pump pressure	●
Pump power	50W
Grinder	Stainless steel conical burr
Grinding coarseness	13 positions
Integrated cup warmer shelf	●
integrated storage for accessories	●

Cleaning	
Self-clean function	●
Removable drip tray with level indicator	●
Easy to remove stainless steel hot water/steam pipe	●
Easy to remove coffee grinds container	●

Controls	
High resolution touch display	●
Intuitive information display	●
Smart self-learning menu preferences	●
Water tank empty indicator	●
Cleaning reminder	●
Coffee grounds full reminder	●
Refill coffee bean reminder	●
Multi language interface	●
LED lights	4x LED

Power requirements	
Supply voltage	120
Supply frequency	60Hz
AMP draw	10A

Accessories	
Thermal milk jug (autocappuccino) 1/8 gallon	●
Extractable steam outlet	●
Coffee spoon	●
Descaling agent bottle	●
Water filter	●
30" trim kit	TK30NDB1 (81226) (\$299)
Lower trim kit (18 13/16")	TK480NDB1 (81662) (\$69)

Warranty*	Limited 2 Years Parts and Labor
------------------	---------------------------------

CONTEMPORARY COMPANIONS



Model no.	OM24NDB1
Price (UMRP)	\$2,499
SKU	81231
Type of appliance	24" Contemporary Convection Speed Oven
Finish	Black reflective glass with polished metal trim

Dimensions	
Height (excluding vent trim)	18 1/16" (18 13/16" with optional lower trim kit or 30" trim kit)
Width	23 1/2" (29 12/16" with 30"trim kit)
Depth (excluding handle and dials)	22 1/8"

Capacity	
Total capacity+	1.3 cu ft
Shelf positions	3

Oven features	9
True convection	●
Ring and Broil	●
Convection Broil	●
Broil	●
Steam Assist	●
Steam 100	●
Steam 130	●
Steam and Ring	●
Steam Clean (Oven)	●

Performance	
Grill power	1500W
Fan element power	1500W
Microwave power	900W

Cleaning	
Easy clean 316 grade stainless steel interior	●
Easy to clean formed side racks	●
Removable water tank	●

Safety	
Control panel key lock	●
CoolTouch door	●

Controls	
High resolution touch display	●
Intuitive information display	●
Automatic cooking/minute timer	●
Recipe and food based functions	●
Precise electronic temperature control	●
Audio feedback	●
Multi language interface	●
Celsius/Fahrenheit temperature	●
Interior light	25W halogen

Power requirements	
Supply voltage	208 - 240
Supply frequency	60Hz
AMP draw	15A

Accessories	
Baking pan	●
Wire shelf	●
Perforated trap	●
Meat probe	●
76cm trim kit	TK30NDB1 (81226) (\$299)
Lower trim kit (478mm)	TK480NDB1 (81662) (\$69)

Warranty*	Limited 2 Years Parts and Labor
------------------	---------------------------------

CONTEMPORARY COMPANIONS



Model no.	OM24NDBB1		
Price (UMRP)	\$2,499		
SKU	81926		
Type of appliance	24" Contemporary Convection Speed Oven		
Finish	Black reflective glass with polished metal trim		
Dimensions		Cleaning	
Height (excluding vent trim)	18 1/16" (18 13/16" with optional lower trim kit or 30" trim kit)	Self-clean function	●
Width	23 1/2" (29 12/16" with 30" trim kit)	Easy to remove coffee grinds container	●
Depth (excluding handle and dials)	22 1/8"	Easy to remove drip tray with level indicator	●
Capacity		Easy to remove stainless steel hot water/steam pipe	●
Total capacity	1.3 cu.ft	Controls	
Shelf positions	3	High resolution 4.3" touch display	●
Functions	9	Intuitive information display	●
Broil	●	Smart self-learning menu preferences	●
Convection Broil	●	Water tank empty indicator	●
Defrost by time	●	Cleaning reminder	●
Defrost by weight	●	Coffee grounds full reminder	●
Microwave + broil	●	Refill coffee bean reminder	●
Microwave + ring	●	Multi language interface	●
Microwave cooking	●	Lights	4x LED
Ring + broil	●	Power requirements	
True convection	●	Supply voltage	120/208 - 120/240
Performance		Supply frequency	60Hz
Grill power	1500W	AMP draw	15A
Fan element power	1500W	Accessories	
Microwave power	900W	Thermal milk jug (autocappuccino) 1/8 gallon	●
Microwave power levels	6	Extractable steam outlet	●
Microwave energy consumption	1.65kWh	Coffee spoon	●
		Descaling agent bottle	●
		Water filter	●
		30" trim kit	TK30NDB1 (81226) (\$299)
		Lower trim kit (18 13/16")	TK480NDB1 (81662) (\$69)
		Warranty*	Limited 2 Years Parts and Labor

COMPANION PRODUCTS ACCESSORIES

Trim Kit

MODEL no.	TK480NDB1	TK30NDB1	TK30NDBB1
Price (UMRP)	\$69	\$299	\$299
SKU	81662	81226	81939
Type of appliance	Companion Trim Kit for Linear Installation of multiple products only - Built-In Ovens, Coffee Maker & Warming Drawer	30" Trim Kit for EB24DSXB1 & OS24NDB1	30" Contemporary Trim Kit, Black for EB24DSXBB1, OS24NDBB1 & OM24NDBB1

BUILT-IN OVEN HANDLE KITS

Contemporary Round Handles



MODEL no.	AHS-OBDD-60S	AHS-OBDD-76S
Price	\$89 (UMRP)	\$169 (UMRP)
SKU	81671	81672
Type of appliance	1 pc Handle Kit for 24" Wall Ovens, 24" Warming Drawers, & 24" Steam Oven *Also fits DishDrawer DD24 Models*	2 pc Handle Kit 24" Wall Oven *Also fits 24" Wallovens OB24SCDEX1,OB24SCDEX1, OB24NDB1**



MODEL no.	AHS-OB-76D
Price	\$335 (MSRP)
SKU	81673
Type of appliance	2 pc Handle Kit 30" Double Wall Oven

Pro Square Handles



MODEL no.	AHV2-WOWD
Price (UMRP)	\$219
SKU	71267
Type of appliance	1 pc Handle kit single wall oven

Pro Round Flush Handles




MODEL no.	AHP3-OBWD-76SX
Price (UMRP)	\$219
SKU	82139
Type of appliance	Professional Round Flush 1 pc Handle Kit 30" Single Wall Oven or 30" Warming Drawer

Contemporary Fine Handles



MODEL no.	AHD5-OBDD60SB	AHD5-OBDD76SB	AHD5-OBDD60SX	AHD5-OBDD76SX
Price (UMRP)	\$89	\$169	\$89	\$169
SKU	82102	82103	82104	82105
Type of appliance	Contemporary Fine Black 1 pc Handle Kit - For 24" Ovens, Convection Speed, Combination Steam & 24" Warming Drawers or DishDrawer	Contemporary Fine Black 1 pc Handle Kit - For 30" Ovens or 30" Warming Drawers	Contemporary Fine Aluminum 1 pc Handle Kit - For 24" Ovens, Convection Speed, Combination Steam & 24" Warming Drawers or DishDrawer	Contemporary Fine Aluminum 1 pc Handle Kit - For 30" Ovens or 30" Warming Drawers

MICROWAVE OVENS




Model no.	MO24SS-3 Y	CMO24SS-3 Y
Price (UMRP)	\$659	\$899
SKU	70996	70997
Type of appliance	24" Traditional Microwave Oven	24" Convection Microwave Oven
Dimensions	D: 19 1/8" x W: 24" x H: 13 3/8"	D: 19" x W: 24 5/8" x H: 14 7/8"
Finish	Stainless steel	Stainless steel
Total capacity	2 cu ft	1.5 cu ft
Features		
Sealed easy clean interior surface	●	●
Turntable system	16"	15 3/8"
Easy to read color display	●	●
Microwave function	1200W	900W
Convection element		1450W
Baking racks		2
Built-in and freestanding installation	●	●
Preset programs		
Sensor cook settings	13	8
Convection compu cook		10
Compu defrost		●
Defrost settings	8	
Keep warm plus	●	
Reheat	●	●
Popcorn	●	●
Recommended accessories		
30" Trim kits	MOTTK-30 (70866) (\$249) / TK30MOX1 (81228) (\$459)	CMOTTK-30 (70865) (\$249) / TK30CMOX1 (81229) (\$559)
Power requirements		
Supply voltage	120V	120V
Supply frequency	60Hz	60Hz
AMP draw	15A Circuit	15A Circuit
Warranty	Limited 2 Years Parts and Labor	Limited 2 Years Parts and Labor

MICROWAVE OVENS



MODEL no.	CMOH30SS-2 Y
Price (UMRP)	\$999
SKU	70904
Type of appliance	30" Over the Range Microwave
Dimensions	D: 15 9/32" x W: 30" x H: 16 11/32"
Finish	Stainless steel
Total capacity	1.1 cu ft
Cooking programs	
12 Compu Cook	●
Compu defrost	●
Sensor cook settings	8
Reheat	●
Popcorn	●
Performance	
Microwave	850W
Convection element	1400W
Cleaning	
Sealed easy clean interior	●
Removable carousel	●
Controls	
Easy to read display	●
7 digit display	●
2 color display	●
Power requirements	
Supply voltage	120V
Supply frequency	60Hz
AMP draw	15A
Accessories	
Baking racks	2
Warranty*	Limited 2 Years Parts and Labor

MICROWAVE TRIM KITS



Model no.	CMOTK-30	MOTTK-30
Price (UMRP)	\$249	\$249
SKU	70865	70866
Type of appliance	Trim Kit for CMOS-24SS-3Y	Trim Kit for MO-24SS-3Y
Dimensions	D: 1 1/2" x W: 29 11/16" x H: 20 1/2"	D: 1 1/2" x W: 29 11/16" x H: 18 7/8"
Finish	Stainless steel	Stainless steel
Mounting type	Proud only	Proud or flush




Model no.	TK30MOX1	TK30CMOX1
Price (UMRP)	\$459	\$559
SKU	81228	81229
Type of appliance	Trim Kit for MO-24SS-2	Trim Kit for CMO-24SS-2
Dimensions	D: 7/8" x W: 29 7/8" x H: 17 7/8"	D: 7/8" x W: 29 7/8" x H: 19 5/8"
Finish	Stainless steel	Stainless steel
Mounting type	Proud or flush	Proud or flush

INDUCTION & ELECTRIC COOKTOPS



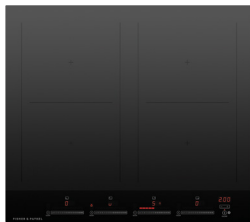
Model no.	CI365DTB2 N
Price (UMRP)	\$3,049
SKU	81366
Type of appliance	36" 5 Zone Induction Cooktop
Dimensions	D: 20 7/8" x W: 35 7/16" x H: 3 11/16"
Finish	Ceramic glass with polished stainless steel trim
Cooking zones	5 including 1 dual zone
Zone ratings	†Maximum power output when set for PowerBoost
Left front	1,400W (2,200W†)
Right front	1,850W (3,000W†)
Left rear	1,400W (2,200W†)
Right rear	1,850W (3,000W†)
Center	1,850/2,600W (3,000W*/5,500W†)
PowerBoost	up to 5,500W
Performance	
Induction cooking technology	●
Heat settings	9
Dual colour display	●
Auto heat reduce	●
GentleHeat	2 settings
Dual zones	●
PowerBoost	●
Cleaning	
Flat easy clean glass surface	●
Safety	
Key lock	●
Safety time out	●
Pan detection system	●
Surface hot indicators	●
Spillage auto off	●
Controls	
Touch and Slide controls	●
Soft-touch electronic controls	●
Minute timer	●
Auto cut-off timer for each zone	●
Power requirements	
Supply voltage	240V
Supply frequency	60Hz
AMP draw	43A
Warranty*	Limited 2 Years Parts and Labor

INDUCTION & ELECTRIC COOKTOPS



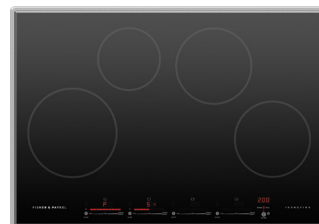
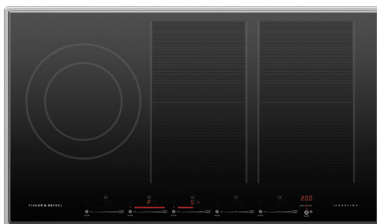
Model no.	CI365DTB4	CI304DTB4
Price (UMRP)	\$3,199	\$2,599
SKU	81972	81971
Type of appliance	36" Contemporary Induction Cooktop	30" Contemporary Induction Cooktop
Dimensions	D: 20 7/8" x W: 35 7/16" x H: 3 11/16"	D: 20 7/8" x W: 29 1/2" x H: 3 11/16"
Finish	Ceramic glass with black Anodized Front Trim	Ceramic glass with black Anodized Front Trim
Cooking zones	5 including 1 dual zone	4
Zone ratings	†Maximum power output when set for PowerBoost	†Maximum power output when set for PowerBoost
Left front	2100W (3700W*)	2,300W (3,700W*)
Right front	2100W (3700W*)	1,850W (3,000W*)
Left rear	2100W (3700W*)	1,400W (2,200W*)
Right rear	2100W (3700W*)	1,850W (3,000W*)
Center	1,850/2,600W (3,000W*/5,500W*)	
PowerBoost	up to 5,500W	up to 3,700W
Performance		
Induction cooking technology	●	●
Heat settings	9	9
Dual colour display	●	●
Auto heat reduce	●	●
SmartZone	●	
Zone bridging	●	
GentleHeat	2 settings	2 settings
Dual zones	●	
PowerBoost	●	●
Cleaning		
Flat easy clean glass surface	●	●
Safety		
Key lock	●	●
Safety time out	●	●
Pan detection system	●	●
Surface hot indicators	●	●
Spillage auto off	●	●
Controls		
Touch and Slide controls	●	●
Soft-touch electronic controls	●	●
Minute timer	●	●
Auto cut-off timer for each zone	●	●
Power requirements		
Supply voltage	240V	240V
Supply frequency	60Hz	60Hz
AMP draw	43A	32A
Warranty*	Limited 2 Years Parts and Labor	Limited 2 Years Parts and Labor

INDUCTION & ELECTRIC COOKTOPS



Model no.	CI244DTB4	CI122DTB4
Price (UMRP)	\$1,999	\$1,599
SKU	81970	81969
Type of appliance	24" Contemporary Induction Cooktop	12" Contemporary Induction Cooktop
Dimensions	D: 20 7/8" x W: 23 5/8" x H: 3 11/16"	D: 20 7/8" x W: 11 13/16" x H: 3 11/16"
Finish	Ceramic glass with black Anodized Front Trim	Ceramic glass with black Anodized Front Trim
Cooking zones	4	2
Zone ratings	†Maximum power output when set for PowerBoost	†Maximum power output when set for PowerBoost
Left front	2,100W (3,700W†)	2,100W (3,700W†)
Right front	2,100W (3,700W†)	2,100W (3,700W†)
Left rear	2,100W (3,700W†)	
Right rear	2,100W (3,700W†)	
PowerBoost	up to 3,700W	up to 3,700W
Performance		
Induction cooking technology	●	●
Heat settings	9	9
Dual colour display	●	●
Auto heat reduce	●	●
GentleHeat	2 settings	2 settings
SmartZone	●	●
Zone bridging	●	●
PowerBoost	●	●
Cleaning		
Flat easy clean glass surface	●	●
Safety		
Key lock	●	●
Safety time out	●	●
Pan detection system	●	●
Surface hot indicators	●	●
Spillage auto off	●	●
Controls		
Touch and Slide controls	●	●
Soft-touch electronic controls	●	●
Minute timer	●	●
Auto cut-off timer for each zone	●	●
Power requirements		
Supply voltage	240V	240V
Supply frequency	60Hz	60Hz
AMP draw	30A	16A
Warranty*	Limited 2 Years Parts and Labor	Limited 2 Years Parts and Labor

INDUCTION & ELECTRIC COOKTOPS



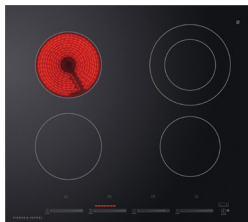
MODEL no.	CI365PTX4	CI304PTX4
Price (UMRP)	\$3,499	\$2,999
SKU	81973	81974
Type of appliance	36" Professional Induction Cooktop	30" Professional Induction Cooktop
Dimensions	D: 21" x W: 36" x H: 3 11/16"	D: 21" x W: 30" x H: 3 11/16"
Finish	Ceramic glass stainless steel trim	Ceramic glass stainless steel trim
Elements	5 including 1 Dual Zone	4
Element ratings		
Left front	2100W (3700W*)	2300W (3700W*)
Right front	2100W (3700W*)	1850W (3000W*)
Left rear	2100W (3700W*)	1400W (2200W*)
Right rear	2100W (3700W*)	1850W (3000W*)
Center	1850/2600W (3000W*/5500W*)	
PowerBoost	up to 5500W	up to 3700W
Performance		
Induction cooking technology	●	●
Heat settings	9	9
Dual colour display	●	●
Auto heat reduce	●	●
GentleHeat	2	2
SmartZone	●	
Dual Zones	●	
Zone bridging	●	
PowerBoost	●	●
Cleaning		
Flat easy-clean glass surface	●	●
Safety		
Key lock	●	●
Safety time out	●	●
Pan detection system	●	●
Surface hot indicators	●	●
Spillage auto off	●	●
Power requirements		
Supply voltage	240V	240V
AMP draw	43A	32A
Warranty*	Limited 2 Years Parts and Labor	Limited 2 Years Parts and Labor

INDUCTION & ELECTRIC COOKTOPS



Model no.	CE365DTB1 FP US	CE304DTB1 FP US
Price (UMRP)	\$999	\$849
SKU	81955	81956
Type of appliance	36" Contemporary Electric Cooktop	30" Contemporary Electric Cooktop
Dimensions	D: 20 7/8" x W: 36" x H: 2 3/8"	D: 20 7/8" x W: 30" x H: 2 3/8"
Finish	Ceramic glass	Ceramic glass
Cooking zones	5 with 3 Dual Zones	4 including 2 Dual Zone
Zone ratings	†Maximum power output when set for PowerBoost	†Maximum power output when set for PowerBoost
Left front	1,200W	1,200W
Right front	1,200W	12,00W
Left rear	2,000/1,000W	2,000/1,000W
Right rear	2,000/1,000W 3,000/1,400W	2,000/1,000W
Center	3,000/1,400W	3,000/1,400W
PowerBoost	up to 3,700W	up to 3,700W
Performance		
High Speed Ribbon Element	●	●
Auto Rapid Heat	●	●
Super Simmer	●	●
Dual Zone	3	2
Cleaning		
Flat easy clean glass surface	●	●
Safety		
Key lock	●	●
Safety time out	●	●
Temperature Limiters	●	●
Surface hot indicators	●	●
Spillage auto off	●	●
Controls		
Touch and Slide controls	●	●
Soft-touch electronic controls	●	●
Minute timer	●	●
Power requirements		
Supply voltage	240V	240V
Supply frequency	60Hz	60Hz
AMP draw	39A	27A
Warranty*	Limited 2 Years Parts and Labor	Limited 2 Years Parts and Labor

INDUCTION & ELECTRIC COOKTOPS



Model no.	CE244DTB1 FP US
Price (UMRP)	\$749
SKU	81957
Type of appliance	24" Contemporary Electric Cooktop
Dimensions	D: 20 7/8" x W: 24" x H: 2 3/8"
Finish	Ceramic glass
Cooking zones	4 including 1 Dual Zone
Zone ratings	†Maximum power output when set for PowerBoost
Left front	1500W
Right front	1200W
Left rear	1500W
Right rear	2000/1000W
Performance	
High Speed Ribbon Element	●
Auto Rapid Heat	9
Super Simmer	●
Dual Zone	1
Cleaning	
Flat easy clean glass surface	●
Safety	
Key lock	●
Safety time out	●
Temperature Limiters	●
Surface hot indicators	●
Spillage auto off	●
Controls	
Touch and Slide controls	●
Soft-touch electronic controls	●
Minute timer	●
Power requirements	
Supply voltage	240V
Supply frequency	60Hz
AMP draw	26A
Warranty*	Limited 2 Years Parts and Labor

CONTEMPORARY GAS COOKTOPS





Model no. (Natural/LP)	CG365DNGRX2 N / CG365DLPRX2 N	CG365DNGX1 N / CG365DLPX1 N
Price (UMRP)	\$1,949	\$1,549
SKU (Natural/LP)	81379 / 81378	81457 / 81456
Type of appliance	36" Flush Gas on Steel Cooktop	36" Gas on Steel Cooktop
Dimensions	D: 20 7/8" x W: 35 1/2" x H: 3 1/32"	D: 20 7/8" x W: 35 7/16" x H: 2 5/16"
Finish	Stainless steel	Stainless steel with polished strip
Burners	5 including 1 dual wok burner	5 including 1 dual wok burner
Burner ratings (using natural gas)		
Power Front Right BTU	700 - 3,800	700 - 3,500 BTU
Power Front Left BTU	2,000 - 9,500	1,900 - 11,500 BTU
Power Back Left BTU	900 - 8,500	1,000 - 8,500 BTU
Power Back Right BTU	900 - 8,500	1,000 - 8,500 BTU
Power Center BTU	600 - 18,500	600 - 19,000 BTU
Performance		
Innovate™ technology	●	●
Automatic electronic ignition	●	●
Quick connect gas valve	●	●
LP/Natural gas models	●	●
Cast iron trivets	●	●
Cleaning		
Easy clean cooktop design	●	●
Quick component removal	●	●
Safety		
Auto re-ignition system	●	●
Spill containment	1/2 gallon	1/2 gallon
Controls		
Turned dials	●	●
Ergonomic control dials	●	●
Burner indicator lights	●	●
Laser etched graphics	●	●
Power requirements		
Supply voltage	110 - 120V	110 - 120V
Supply frequency	60Hz	60Hz
AMP draw	2A	1A
Warranty*	Limited 2 Years Parts and Labor	Limited 2 Years Parts and Labor

CONTEMPORARY GAS COOKTOPS



Model no. (Natural/LP)	CG305DNGX1 N / CG305DLPX1 N	CG244DNGX1 N / CG244DLPX1 N
Price (UMRP)	\$1,299	\$999
SKU (Natural/LP)	81459 / 81458	81461 / 81460
Type of appliance	30" Gas on Steel Cooktop	24" Gas on Steel Cooktop
Dimensions	D: 20 7/8" x W: 29 1/2" x H: 2 5/16"	D: 20 7/8" x W: 23 5/8" x H: 2 5/16"
Finish	Stainless steel with polished strip	Stainless steel with polished strip
Burners	5 including 1 dual wok burner	4 including 1 mini wok burner
Burner ratings (using natural gas)		
Power Front Right BTU	700 - 3,500 BTU	700 - 3,500 BTU
Power Front Left BTU		1,900 - 11,000 BTU
Power Back Left BTU	1,000 - 8,500 BTU	1,000 - 8,500 BTU
Power Back Right BTU	1,000 - 8,500 BTU	1,000 - 8,500 BTU
Power Front Left BTU	1,900 - 11,500 BTU	
Power Center BTU	600 - 19,000 BTU	
Performance		
Innovolve™ technology	•	•
Automatic electronic ignition	•	•
Quick connect gas valve	•	•
LP/Natural gas models	•	•
Cast iron trivets	•	•
Cleaning		
Easy clean cooktop design	•	•
Quick component removal	•	•
Safety		
Auto re-ignition system	•	•
Spill containment	3/8 gallon	1/4 gallon
Controls		
Turned dials	•	•
Ergonomic control dials	•	•
Laser etched graphics	•	•
Power requirements		
Supply voltage	110 - 120V	110 - 120V
Supply frequency	60Hz	60Hz
AMP draw	1A	1A
Warranty*	Limited 2 Years Parts and Labor	Limited 2 Years Parts and Labor

PROFESSIONAL GAS COOKTOPS





Model no. (Natural/LP)	CDV3-365HN / CDV3-365HL	CDV3-365N / CDV3-365L
Price (UMRP)	\$1,899	\$1,699
SKU (Natural/LP)	82024 / 82025	82020 / 82021
Type of appliance	36" Drop-in Cooktop: 5 Burner Halo	36" Professional Drop-in Cooktop: 5 Burner
Dimensions	D: 21" x W: 36" x H: 5 1/2"	D: 21" x W: 36" x H: 5 1/2"
Finish	Stainless steel	Stainless steel
Features	Natural Gas	Natural Gas
Sealed, Dual Flow Burners™	5	5
Simmer on all Burners	140°F	140°F
Total Cooktop Power BTU	80,000	80,000
Max Burner Power BTU	20,000	20,000
Power Front Left BTU	15,000	15,000
Power Center BTU	20,000	20,000
Power Front Right BTU	15,000	15,000
Power Back Left BTU	15,000	15,000
Power Back Right BTU	15,000	15,000
Sealed Cook Top	●	●
Dishwasher proof trivets	●	●
Control	Titanium Coated Metal Illuminated Dials	Titanium Coated Metal Dials
Recommended ventilation		
Minimum CFM	550 CFM	550 CFM
Power requirements	3 wire	3 wire
Supply voltage	120V	120V
Supply frequency	60Hz	60Hz
AMP draw	0.1 A	0.1 A
Warranty*	Limited 2 Years Parts and Labor	Limited 2 Years Parts and Labor

PROFESSIONAL GAS COOKTOPS



Model no. (Natural/LP)	CDV3-304HN / CDV3-304HL	CDV3-304N / CDV3-304L
Price (UMRP)	\$1,599	\$1,499
SKU (Natural/LP)	82026 / 82027	82022 / 82023
Type of appliance	30" Professional Drop-in Cooktop: 4 Burner	30" Professional Drop-in Cooktop: 4 Burner
Dimensions	D: 21" x W: 30" x H: 5 1/2"	D: 21" x W: 30" x H: 5 1/2"
Finish	Stainless steel	Stainless steel
Features	Natural Gas	Natural Gas
Sealed, Dual Flow Burners™	4	4
Simmer on all Burners	140°F	140°F
Total Cooktop Power BTU	65,000	65,000
Max Burner Power BTU	20,000	20,000
Power Front Left BTU	20,000	20,000
Power Front Right BTU	15,000	15,000
Power Back Left BTU	15,000	15,000
Power Back Right BTU	15,000	15,000
Sealed Cook Top	●	●
Dishwasher proof trivets	●	●
Control	Titanium Coated Metal Illuminated Dials	Titanium Coated Metal Dials
Recommended ventilation		
Minimum CFM	550 CFM	550 CFM
Power requirements	3 wire	3 wire
Supply voltage	120V	120V
Supply frequency	60Hz	60Hz
AMP draw	0.1 A	0.1 A
Warranty*	Limited 2 Years Parts and Labor	Limited 2 Years Parts and Labor

PROFESSIONAL RANGETOPS



Model no. (Natural/LP)	CPV3-488-N / CPV3-488-L	CPV3-485GD-N / CPV3-485GD-L
Price (UMRP)	\$3,999	\$4,599
SKU (Natural/LP)	82008 / 82009	82010 / 82011
Type of appliance	48" Professional Rangetop: 8 Burners	48" Professional Rangetop: 5 Burners with Griddle
Dimensions	D: 28" x W: 47 7/8" x H: 8 5/16"	D: 28" x W: 47 7/8" x H: 8 5/16"
Finish	Stainless steel	Stainless steel
Features	Natural Gas	Natural Gas
Sealed, Dual Flow Burners™	8	5
Simmer on all Burners	140°F	140°F
Total Cooktop Power BTU	158,000	121,500
Max Burner Power BTU	23,500	23,500
Power Front Left BTU	23,500	18,500
Power Front Center BTU	18,500	
Power Front Center (2) BTU	18,500	
Power Front Right BTU	23,500	18,500
Power Back Left BTU	18,500	18,500
Power Back Center BTU	18,500	
Power Back Center (2) BTU	18,500	
Power Back Right BTU	18,500	18,500
Power Center BTU		23,500
Power Griddle BTU		24,500
Sealed Range Top	●	●
Dishwasher proof trivets	●	●
Control	Titanium Coated Metal Illuminated Dials	Titanium Coated Metal Illuminated Dials
Cleaning		
Easy Clean Porcelain Base	●	●
Recommended backguards		
Non combustible situation	BGCV2-3048 / BGCV2-1248	BGCV2-3048 / BGCV2-1248
Combustible situation	BGCV2-3048H	BGCV2-3048H
Recommended ventilation		
Minimum CFM	1100 CFM	1100 CFM
Power requirements		
Supply voltage	120V	120V
Supply frequency	60Hz	60Hz
AMP draw	15A	15A
Warranty*	Limited 2 Years Parts and Labor	Limited 2 Years Parts and Labor

PROFESSIONAL RANGETOPS



Model no. (Natural/LP)	CPV3-366-N / CPV3-366-L	CPV3-304-N / CPV3-304-L
Price (UMRP)	\$3,499	\$2,899
SKU (Natural/LP)	82016 / 82017	82018 / 82019
Type of appliance	36" Professional Rangetop: 6 Burners	30" Professional Rangetop, 4 Burners
Dimensions	D: 28" x W: 35 7/8" x H: 8 5/16"	D: 28" x W: 29 7/8" x H: 8 5/16"
Finish	Stainless steel	Stainless steel
Features	Natural Gas	Natural Gas
Sealed, Dual Flow Burners™	6	4
Simmer on all Burners	140°F	140°F
Total Cooktop Power BTU	121,000	78,000
Max Burner Power BTU	23,500	22,500
Power Front Left BTU	23,500	22,500
Power Front Center BTU	18,500	
Power Front Right BTU	23,500	18,500
Power Back Left BTU	18,500	18,500
Power Back Center BTU	18,500	
Power Back Right BTU	18,500	18,500
Power Griddle BTU		
Sealed Range Top	●	●
Dishwasher proof trivets	●	●
Control	Titanium Coated Metal Illuminated Dials	Titanium Coated Metal Illuminated Dials
Cleaning		
Easy Clean Porcelain Base	●	●
Recommended backguards		
Non combustibile situation	BGCV2-1236 / BGCV2-3036	BGCV2-1230 / BGCV2-3030
Combustible situation	BGCV2-3036H	BGCV2-3030H
Recommended Ventilation		
Minimum CFM	550 CFM	550 CFM
Power requirements	3 wire	3 wire
Supply voltage	120V	120V
Supply frequency	60Hz	60Hz
AMP draw	15A	15A
Warranty*	Limited 2 Years Parts and Labor	Limited 2 Years Parts and Labor

PROFESSIONAL RANGETOP ACCESSORIES



MODEL no.	BGCV2-1230	BGCV2-3030	BGCV2-3030H
Price (UMRP)	\$159	\$519	\$629
SKU	71291	71292	71278
Type of appliance	For 30" Professional Rangetop 12X30 (Low)	For 30" Professional Rangetop 30X30 (High)	For 30" Professional Rangetop with Combustible Wall 30X30
Dimensions	D: 13/16" x W: 29 7/8" x H: 12"	D: 13/16" x W: 29 7/8" x H: 30"	D: 13/16" x W: 29 7/8" x H: 30"





MODEL no.	BGCV2-1236	BGCV2-3036	BGCV2-3036H
Price (UMRP)	\$259	\$629	\$729
SKU	71293	71294	71279
Type of appliance	For 36" Professional Rangetop 12X36 (Low)	For 36" Professional Rangetop 30X36 (High)	For 36" Professional Rangetop with Combustible Wall 30X36
Dimensions	D: 13/16" x W: 35 7/8" x H: 12"	D: 13/16" x W: 35 7/8" x H: 30"	D: 13/16" x W: 35 7/8" x H: 30"




MODEL no.	BGCV2-1248	BGCV2-3048	BGCV2-3048H
Price (UMRP)	\$369	\$729	\$829
SKU	71295	71296	71280
Type of appliance	For 48" Professional Rangetop 12X48 (Low)	For 48" Professional Rangetop 30X48 (High)	For 48" Professional Rangetop with Combustible Wall 30X48
Dimensions	D: 13/16" x W: 47 7/8" x H: 12"	D: 13/16" x W: 47 7/8" x H: 30"	D: 13/16" x W: 47 7/8" x H: 30"

CONTEMPORARY WALL HOODS



Model no.	HC30PCX1	HC30PCB1
Price (UMRP)	\$2,099	\$2,099
SKU	50156	50157
Type of appliance	30" Wall Range Hood, Classic Pyramid	30" Pyramid Wall Range Hood
Dimensions	D: 19 11/16" x W: 29 3/4" x H: 38 3/8 - 21 1/16"	D: 19 11/16" x W: 29 3/4" x H: 38 3/8 - 21 1/16"
Finish	Stainless steel	Black
Fan ratings		
Max. air movement	600 CFM	600 CFM
Performance		
Fan speeds	3	3
Filter Type	Mesh with SS filter cover	Mesh with SS filter cover
Extraction Type	Surface	Surface
Number of Filters	2	2
Installation & Cleaning		
Ducting Direction	Vertical Only	Vertical Only
Recirculation	Yes	Yes
Air Outlet size	8"	8"
Non-Return Damper	●	●
Dishwasher Safe Filters	●	●
Two-piece height adjustable chimney	●	●
Controls & Lighting		
Control type	Classic style chrome touch buttons	Classic style chrome touch buttons
# Lights	2	2
Light type	LED	LED
Power requirements		
Supply voltage	120V	120V
Lighting Power	8W	8W
Supply frequency	60 Hz	60 Hz
Accessories		
Recommended Two-piece Chimney Extension	791774	793223
Recirculation Diverter (metal)	793163	793163
Replacement Charcoal Filter	793162	793162
Aluminium Filter	792558	792558
Replacement light bulb	792579	792579
Light Bulb	Changeable	Changeable
Warranty*	Limited 2 Years Parts and Labor	Limited 2 Years Parts and Labor

CONTEMPORARY WALL HOODS





Model no.	HC30PCW1	HC30PCR1
Price (UMRP)	\$2,099	\$2,099
SKU	50158	50159
Type of appliance	30" Wall Range Hood, Classic Pyramid	30" Pyramid Wall Range Hood
Dimensions	D: 19 11/16" x W: 29 3/4" x H: 38 3/8 - 21 1/16"	D: 19 11/16" x W: 29 3/4" x H: 38 3/8 - 21 1/16"
Finish	White	Red
Fan ratings		
Max. air movement	600 CFM	600 CFM
Performance		
Fan speeds	3	3
Filter Type	Mesh with SS filter cover	Mesh with SS filter cover
Extraction Type	Surface	Surface
Number of Filters	2	2
Installation & Cleaning		
Ducting Direction	Vertical Only	Vertical Only
Recirculation	Yes	Yes
Air Outlet size	8"	8"
Non-Return Damper	●	●
Dishwasher Safe Filters	●	●
Two-piece height adjustable chimney	●	●
Controls & Lighting		
Control type	Classic style chrome touch buttons	Classic style chrome touch buttons
# Lights	2	2
Light type	LED	LED
Power requirements		
Supply voltage	120V	120V
Lighting Power	8W	8W
Supply frequency	60 Hz	60 Hz
Accessories		
Recommended Two-piece Chimney Extension	793224	793225
Recirculation Diverter (metal)	793163	793163
Replacement Charcoal Filter	793162	793162
Aluminium Filter	792558	792558
Replacement light bulb	792579	792579
Light Bulb	Changeable	Changeable
Warranty*	Limited 2 Years Parts and Labor	Limited 2 Years Parts and Labor

CONTEMPORARY WALL HOODS



Model no.	HC36PCX1	HC36PCB1
Price (UMRP)	\$2,399	\$2,399
SKU	50160	50161
Type of appliance	36" Wall Range Hood, Classic Pyramid	36" Wall Range Hood, Classic Pyramid
Dimensions	D: 19 11/16" x W: 35 3/8" x H: 38 3/8 - 21 1/16"	D: 19 11/16" x W: 35 3/8" x H: 38 3/8 - 21 1/16"
Finish	Stainless steel	Black
Fan ratings		
Max. air movement	600 CFM	600 CFM
Performance		
Fan speeds	3	3
Filter Type	Mesh with SS filter cover	Mesh with SS filter cover
Extraction Type	Surface	Surface
Number of Filters	3	3
Installation & Cleaning		
Ducting Direction	Vertical Only	Vertical Only
Recirculation	Yes	Yes
Air Outlet size	8"	8"
Non-Return Damper	●	●
Dishwasher Safe Filters	●	●
Two-piece height adjustable chimney	●	●
Controls & Lighting		
Control type	Classic style chrome touch buttons	Classic style chrome touch buttons
# Lights	2	2
Light type	LED	LED
Power requirements		
Supply voltage	120V	120V
Lighting Power	8W	8W
Supply frequency	60 Hz	60 Hz
Accessories		
Recommended Two-piece Chimney Extension	791774	793223
Recirculation Diverter (metal)	793163	793163
Replacement Charcoal Filter	793162	793162
Aluminium Filter	792558	792558
Replacement light bulb	792579	792579
Light Bulb	Changeable	Changeable
Warranty*	Limited 2 Years Parts and Labor	Limited 2 Years Parts and Labor

CONTEMPORARY WALL HOODS




Model no.	HC36PCW1	HC36PCR1
Price (UMRP)	\$2,399	\$2,399
SKU	50162	50163
Type of appliance	36" Wall Range Hood, Classic Pyramid	36" Wall Range Hood, Classic Pyramid
Dimensions	D: 19 11/16" x W: 35 3/8" x H: 38 3/8 - 21 1/16"	D: 19 11/16" x W: 35 3/8" x H: 38 3/8 - 21 1/16"
Finish	White	Red
Fan ratings		
Max. air movement	600 CFM	600 CFM
Performance		
Fan speeds	3	3
Filter Type	Mesh with SS filter cover	Mesh with SS filter cover
Extraction Type	Surface	Surface
Number of Filters	3	3
Installation & Cleaning		
Ducting Direction	Vertical Only	Vertical Only
Recirculation	Yes	Yes
Air Outlet size	8"	8"
Non-Return Damper	●	●
Dishwasher Safe Filters	●	●
Two-piece height adjustable chimney	●	●
Controls & Lighting		
Control type	Classic style chrome touch buttons	Classic style chrome touch buttons
# Lights	2	2
Light type	LED	LED
Power requirements		
Supply voltage	120V	120V
Lighting Power	8W	8W
Supply frequency	60 Hz	60 Hz
Accessories		
Recommended Two-piece Chimney Extension	793224	793225
Recirculation Diverter (metal)	798580	798580
Replacement Charcoal Filter	791772	791772
Aluminium Filter	792558	792558
Replacement light bulb	792579	792579
Light Bulb	Changeable	Changeable
Warranty*	Limited 2 Years Parts and Labor	Limited 2 Years Parts and Labor

CONTEMPORARY WALL HOODS



Model no.	HC36PHTX1 N	HC30PHTX1 N	HC24PHTX1 N
Price (UMRP)	\$1,719	\$1,349	\$1,149
SKU	50131	50130	50132
Type of appliance	36" Pyramid Wall Range Hood	30" Pyramid Wall Range Hood	24" Pyramid Wall Range Hood
Dimensions	D: 19 11/16" x W: 35 3/8" x H: 25 13/16" - 43 1/16"	D: 19 11/16" x W: 29 3/4" x H: 25 13/16" - 43 1/16"	D: 19 11/16" x W: 23 3/4" x H: 25 13/16" - 43 1/16"
Finish	Stainless steel	Stainless steel	Stainless steel
Fan ratings			
Max. air movement	600 CFM	600 CFM	600 CFM
Max. decibel rating	67dB(A)	67dB(A)	67dB(A)
Performance			
Extraction type	Surface	Surface	Surface
Fan speeds	4	4	4
Cleaning			
Dishwasher safe aluminium mesh filters	3	2	2
Stainless steel filter cover	●	●	●
Installation			
Two-piece height adjustable flue	●	●	●
Air outlet	6"	6"	6"
Ducted - top extraction	●	●	●
Recirculation	Optional	Optional	Optional
Controls			
Control type	Soft-touch buttons	Soft-touch buttons	Soft-touch buttons
Timer function	●	●	●
Light type	Halogen 2 x 50W	Halogen 2 x 50W	Halogen 2 x 50W
Power requirements			
Supply voltage	120V	120V	120V
Supply frequency	60 Hz	60 Hz	60 Hz
Accessories			
Recirculation diverter	XRECIRC - 50112 (\$79)	XRECIRC - 50112 (\$79)	XRECIRC - 50112 (\$79)
Warranty*	Limited 2 Years Parts and Labor	Limited 2 Years Parts and Labor	Limited 2 Years Parts and Labor

CONTEMPORARY WALL HOODS



Model no.	HC36DTXB2	HC30DTXB2	HC24DTXB2
Price (UMRP)	\$1,729	\$1,349	\$1,149
SKU	50084	50083	50082
Type of appliance	36" Box Wall Range Hood	30" Box Wall Range Hood	24" Box Wall Range Hood
Dimensions	D: 19 11/16" x W: 35 3/8" x H: 23 3/4" - 41 1/6"	D: 19 11/16" x W: 29 3/4" x H: 23 3/4" - 41 1/6"	D: 19 11/16" x W: 23 9/16" x H: 23 3/4" - 41 1/6"
Finish	Stainless steel, black glass	Stainless steel, black glass	Stainless steel, black glass
Fan ratings			
Max. air movement	600 CFM	600 CFM	600 CFM
Max. decibel rating	67dBa	67dBa	67dBa
Performance			
Extraction type	Surface	Surface	Surface
Fan speeds	4	4	4
Cleaning			
Dishwasher safe aluminium mesh filters	3	2	2
Stainless steel filter cover	●	●	●
Easy-clean interior plate	●	●	●
Installation			
Two-piece height adjustable flue	●	●	●
Air outlet	6"	6"	6"
Ducted - top extraction	●	●	●
Recirculation	Optional	Optional	Optional
Controls			
Control type	Soft-touch buttons	Soft-touch buttons	Soft-touch buttons
Timer function	●	●	●
Light type	2 x 50W Halogen	2 x 50W Halogen	2 x 50W Halogen
Power requirements			
Supply Voltage	110 - 120V	110 - 120V	110 - 120V
Supply frequency	60Hz	60Hz	60Hz
AMP draw	5.2A	5.2A	5.2A
Accessories			
Chimney extension	COVERDUCT - 791774 (\$329)	COVERDUCT - 791774 (\$329)	COVERDUCT - 791774 (\$329)
Recirculation diverter	XRECIRC - 50112 (\$79)	XRECIRC - 50112 (\$79)	XRECIRC - 50112 (\$79)
Warranty*	Limited 2 Years Parts and Labor	Limited 2 Years Parts and Labor	Limited 2 Years Parts and Labor

CONTEMPORARY WALL HOODS



Model no.	HC24PCX1
Price (UMRP)	\$1,899
SKU	50175
Type of appliance	
Dimensions	D: 19 11/16" x W: 23 9/16" x H: 38 3/8 - 21 1/16"
Finish	Stainless Steel
Fan ratings	
Max. air movement	600 CFM
Performance	
Fan speeds	3 Speeds
Filter Type	Mesh with SS filter cover
Extraction Type	Surface
Number of Filters	2
Installation & Cleaning	
Ducting Direction	Verticle Only
Recirculation	Yes - with kit 793163
Air Outlet size	6"
Non-Return Damper	●
Dishwasher Safe Filters	●
Two-piece height adjustable chimney	●
Controls & Lighting	
Control type	Classic style chrome touch buttons
# Lights	2
Light type	LED
Power requirements	
Supply voltage	120V
Lighting Power	8W
Supply frequency	60 Hz
Accessories	
Recommended Two-piece Chimney Extension	791774
Recirculation Diverter (metal)	793163
Replacement Charcoal Filter	793162
Aluminium Filter	792558
Replacement light bulb	792579
Warranty*	Limited 2 Years Parts and Labor

CONTEMPORARY VENTILATION ACCESSORIES

Model no.	XRECIRC
Price (UMRP)	\$89
SKU	50112
Type of appliance	Recirculation Kit Compatible with - Contemporary Wall Ventilation & Pyramid Ventilation Only


Model no.	COVERDUCT
Price (UMRP)	\$349
SKU	791774
Type of appliance	Hood Extension (Cover Duct Extension 850 MM)

PROFESSIONAL WALL HOODS



Model no.	HCB48-12 N	HCB36-12 N
Price (UMRP)	\$2,969	\$2,499
SKU	50105	50104
Type of appliance	48" Professional Range Hood, 1200CFM	36" Professional Range Hood, 1200CFM
Dimensions	D: 25 1/16" x W: 47 7/8" x H: 18"	D: 25 1/16" x W: 35 7/8" x H: 18"
Finish	Stainless steel	Stainless steel
Fan ratings		
Max. air movement	1200 CFM	1200 CFM
Performance		
Extraction type	Surface	Surface
Fan speeds	4	4
Cleaning		
Filter type	Dishwasher safe stainless steel baffle filters	Dishwasher safe stainless steel baffle filters
Grease management	In-filter Grease Filter Trays	In-filter Grease Filter Trays
Installation		
Required duct size	2 x 8" or 1 x 10" with transition (HTRN10) Not Included	2 x 8" or 1 x 10" with transition (HTRN10) Not Included
Recommended maximum duct length	40'	40'
Ducted — top extraction	●	●
Controls		
Control type	Rotary Switch	Rotary Switch
Light type	2 Level Halogen Lights x3	2 Level Halogen Lights x2
Power requirements		
Supply voltage	120V	120V
Supply frequency	60Hz	60Hz
AMP draw	15A Circuit	15A Circuit
Transition accessories		
Recommended vertical duct covers	HCC4812 - 50079 (12") (\$349) or HCC4806 - 50078 (6") (\$279)	HCC3612 - 50077 (12") (\$279) or HCC3606 - 50076 (6") (\$229)
Infrared warming lights	HIR48 - 50081 (\$459) (includes 2x 175W Heat Lamps)	HIR36 - 50080 (\$399) (includes 2x 175W Heat Lamps)
Warranty*	Limited 2 Years Parts and Labor	Limited 2 Years Parts and Labor

PROFESSIONAL WALL HOODS



Model no.	HCB36-6 N	HCB30-6 N
Price (UMRP)	\$2,299	\$2,029
SKU	50103	50102
Type of appliance	36" Professional Range Hood, 600 CFM	30" Professional Range Hood, 600 CFM
Dimensions	D: 25 1/16" x W: 35 7/8" x H: 18"	D: 25 1/16" x W: 29 7/8" x H: 18"
Finish	Stainless steel	Stainless steel
Fan ratings		
Max. air movement	600 CFM	600 CFM
Performance		
Extraction type	Surface	Surface
Fan speeds	4	4
Cleaning		
Filter type	Dishwasher safe stainless steel baffle filters	Dishwasher safe stainless steel baffle filters
Grease management	In-filter Grease Filter Trays	In-filter Grease Filter Trays
Installation		
Required duct size	1 x 8"	1 x 8"
Recommended maximum duct length	40'	40'
Ducted – top extraction	●	●
Controls		
Control type	Rotary Switch	Rotary Switch
Light type	2 Level Halogen Lights x2	2 Level Halogen Lights x2
Power requirements		
Supply voltage	120V	120V
Supply frequency	60Hz	60Hz
AMP draw	15A Circuit	15A Circuit
Accessories		
Recommended vertical duct covers	HCC3612 - 50077 (12") (\$279) or HCC3606 - 50076 (6") (\$229)	HCC3012 - 50093 (12") (\$229) or HCC3006 - 50092 (6") (\$179)
Infrared warming lights	HIR36 - 50080 (\$399) (includes 2x 175W Heat Lamps)	
Warranty*	Limited 2 Years Parts and Labor	Limited 2 Years Parts and Labor

PROFESSIONAL WALL HOODS



Model no.	ES36_UB	ES30_UB
Price (UMRP)	\$1,819	\$1,619
SKU	50146	50145
Type of appliance	36" Wall Mount Hood, 600 CFM, 12" High	30" Wall Mount Hood, 600 CFM, 12" High
Dimensions	D: 23" x W: 35 7/8" x H: 12"	D: 23" x W: 29 7/8" x H: 12"
Fan ratings		
Max. air movement	600 CFM	600 CFM
Max. dBA rating	71 dBA	71 dBA
Required duct size		
Power requirements		
Supply voltage	120V	120V
Supply frequency	60Hz	60Hz
Rated current	15A Circuit	15A Circuit
Warranty*	Limited 2 Years Parts and Labor	Limited 2 Years Parts and Labor

PROFESSIONAL VENTILATION ACCESSORIES

Model no.	HCC3006	HCC3012
Price (UMRP)	\$179	\$229
SKU	50092	50093
Type of appliance	30" Vent Duct Cover ONLY (30"w x 6"h)	30" Vent Duct Cover ONLY (30"w x 12"h)
Dimensions	D: 16" x W: 30"	D: 12" x W: 30"

Model no.	HCC3606	HCC3612
Price (UMRP)	\$229	\$279
SKU	50076	50077
Type of appliance	36" Vent Duct Cover ONLY (36"w x 6"h)	36" Vent Duct Cover ONLY (36"w x 12"h)
Dimensions	D: 6" x W: 36"	D: 12" x W: 36"

Model no.	HCC4806	HCC4812
Price (UMRP)	\$279	\$349
SKU	50078	50079
Type of appliance	48" Vent Duct Cover ONLY (48"w x 6"h)	48" Vent Duct Cover ONLY (48"w x 12"h)
Dimensions	D: 16" x W: 48"	D: 12" x W: 48"

Model no.	HTRN10	HIR36	HIR48
Price (UMRP)	\$69	\$399	\$459
SKU	50129	50080	50081
Type of appliance	Pro Hood Transition Piece - required for installs with 10" ducting *Not included with Pro Hoods**	36" Heat Lamp Accessory	48" Heat Lamp Accessory

RANGE HOOD INSERTS



Model no.	HPB3619-12	HPB4819-12
Price (UMRP)	\$2,399	\$2,699
SKU	50110	50098
Type of appliance	36" x 19" Integrated Insert Range Hood, 1100 CFM	48" x 19" Integrated Insert Range Hood, 1100 CFM
Dimensions	D: 18 7/8" x W: 34 5/8" x H: 18 3/16"	D: 18 7/8" x W: 46 7/8" x H: 18 3/16"
Finish	Stainless steel and Aluminium	Stainless steel and Aluminium
Fan ratings		
Max air movement	1100 CFM	1100 CFM
Performance		
Fan speeds	5	5
Filter Type	Stainless steel baffle	Stainless steel baffle
Extraction Type	Surface	Surface
Installation and cleaning		
Ducting direction	Vertical only	Vertical only
Air outlet size	1 x 10"	1 x 10"
Dishwasher safe filters	●	●
Controls and lighting		
Control type	Electronic	Electronic
Remote control	●	●
Sensing	●	●
Auto-off/Run-on timer	●	●
Filter cleaning alert	●	●
Lights	Full length strip	Full length strip
Light type	3000K LED	3000K LED
Dimmable lights/No. settings	5	5
Power requirements		
Supply Voltage	120v	120v
Accessories		
Remote control kit	HPBRF1 (50137) - Included	HPBRF1 (50137) - Included
Warranty*	Limited 2 Years Parts and Labor	Limited 2 Years Parts and Labor

RANGE HOOD INSERTS



Model no.	HPB3011-4	HPB3611-4
Price (UMRP)	\$1,459	\$1,669
SKU	50094	50149
Type of appliance	30" x 11" Integrated Insert Range Hood, 400 CFM	36" x 11" Integrated Insert Range Hood, 400 CFM
Dimensions	D: 11" x W: 28 3/4" x H: 16 1/4"	D: 11" x W: 34 5/8" x H: 16 1/4"
Finish	Stainless steel and Aluminium	Stainless steel and Aluminium
Fan ratings		
Max air movement	400 CFM	400 CFM
Performance		
Fan speeds	4	5
Filter Type	Stainless steel baffle	Stainless steel baffle
Extraction Type	Surface	Surface
Installation and cleaning		
Ducting direction	Vertical only	Vertical only
Air outlet size	1 x 8"	1 x 8"
Dishwasher safe filters	●	●
Controls and lighting		
Control type	Electronic	Electronic
Remote control	Optional	Optional
Sensing	●	●
Auto-off/Run-on timer	●	●
Filter cleaning alert	●	●
Lights	Full length strip	Full length strip
Light type	3000K LED	3000K LED
Dimmable lights/No. settings	5	5
Power requirements		
Supply Voltage	120v	120v
Warranty*	Limited 2 Years Parts and Labor	Limited 2 Years Parts and Labor

RANGE HOOD INSERTS



Model no.	HP36ILTX1	HP24ILTX1
Price (UMRP)	\$1,039	\$829
SKU	50087	50085
Type of appliance	36" Perimeter Insert Range Hood	24" Perimeter Insert Range Hood
Dimensions	D: 11" x W: 32 11/16" x H: 12 3/8"	D: 11" x W: 20 7/8" x H: 13 3/4"
Finish	Stainless steel	Stainless steel
Fan ratings		
Max. air movement	600 CFM	600 CFM
Max. decibel rating	67dBA	67dBA
Performance		
Extraction type	Perimeter	Perimeter
Fan speeds	4	4
Cleaning		
Dishwasher safe aluminium mesh filters	3	2
Stainless steel filter cover	●	●
Installation		
Air outlet	6"	6"
Ducted - top extraction	●	●
Controls		
Control type	Soft-touch buttons	Soft-touch buttons
Timer function	●	●
Light type	Halogen 2 x 50W	Halogen 2 x 50W
Power requirements		
Supply voltage	120V	120V
Supply frequency	60Hz	60Hz
AMP draw	5.2A	5.2A
Warranty*	Limited 2 Years Parts and Labor	Limited 2 Years Parts and Labor

RANGE HOOD INSERTS



Model no.	HP36ILTX2	HP24ILTX2
Price (UMRP)	\$1,039	\$829
SKU	50174	50173
Type of appliance	36" Perimeter Insert Range Hood	24" Perimeter Insert Range Hood
Dimensions	D: 11" x W: 32 11/16" x H: 12 3/8"	D: 11" x W: 20 7/8" x H: 13 3/4"
Finish	Stainless steel	Stainless steel
Fan ratings		
Max. air movement	600 CFM	600 CFM
Max. decibel rating	67dBA	67dBA
Performance		
Extraction type	Perimeter	Perimeter
Fan speeds	4	4
Cleaning		
Dishwasher safe aluminium mesh filters	3	2
Stainless steel filter cover	●	●
Installation		
Air outlet	6"	6"
Ducted - top extraction	●	●
Controls		
Control type	Soft-touch buttons	Soft-touch buttons
Timer function	●	●
Light type	Halogen 2 x 50W	Halogen 2 x 50W
Power requirements		
Supply voltage	120V	120V
Supply frequency	60Hz	60Hz
AMP draw	5.2A	5.2A
Warranty*	Limited 2 Years Parts and Labor	Limited 2 Years Parts and Labor

RANGE HOOD INSERTS

Model no.	HPBRF1
Price (UMRP)	\$309
SKU	50137
Type of appliance	Accessory Remote for HPB model Integrated Range Hoods

DOWNDRAFTS



Model no.	HBD6001	HBD1200E
Price (UMRP)	\$679	\$1,149
SKU	50046	50047
Type of appliance	Down Draft Blower INT	Down Draft Blower EXT
Dimensions	D: 13" x W: 10" x H: 13"	D: 33 1/4" x W: 26 3/4" x H: 8 1/4"
Fan ratings		
Max. air movement	600 CFM	1200 CFM
Max. dBA rating	67 dBA	
Required duct size	6"	10"
Power requirements	3 wire	3 wire
Supply voltage	120V	120V
Supply frequency	60Hz	60Hz
Rated current	15A Circuit	15A Circuit
Warranty*	Limited 2 Years Parts and Labor	Limited 2 Years Parts and Labor



Model no.	HD36	HD30
Price (UMRP)	\$1,619	\$1,519
SKU	50045	50044
Type of appliance	36" Down Draft, Excludes Blower Unbranded	30" Down Draft, Excludes Blower Unbranded
Dimensions	D: 2 1/8" x W: 36" x H: 28 1/4" - 42 1/4"	D: 2 1/8" x W: 30" x H: 28 1/4" - 42 1/4"
Finish	Stainless steel	Stainless steel
Performance		
Extraction type	Surface	Surface
Fan speeds	Infinite Speed Control	Infinite Speed Control
Cleaning		
Filter type	Dishwasher safe stainless steel	Dishwasher safe stainless steel
Installation		
Required duct size	6" internal blower / 10" external	6" internal blower / 10" external
Maximum duct length	55 feet for 6" / 75 feet 10" duct	55 feet for 6" / 75 feet 10" duct
Ducted	Front or Side Extraction	Front or Side Extraction
Power requirements	3 wire	3 wire
Supply voltage	120V	120V
Supply frequency	60Hz	60Hz
AMP draw	15A Circuit	15A Circuit
Accessories		
Downdraft blower internal	HBD6001 - 50046 (\$649)	HBD6001 - 50046 (\$649)
Downdraft blower external	HBD1200E - 50047 (\$1,099)	HBD1200E - 50047 (\$1,099)
Warranty*	Limited 2 Years Parts and Labor	Limited 2 Years Parts and Labor

DOWNDRAFTS



Model no.	CID364DTB4
Price (UMRP)	\$5,999
SKU	82229
Type of appliance	Downdraft Induction Cooktop, Duct Out, 36"
Dimensions	D: 22 1/2" x W: 29 15/16" x H: 10 11/16"
Cooking zones	4
Fan ratings	
Left front	2.1 kW (3.7 kW PowerBoost)
Right front	2.1 kW (3.7 kW PowerBoost)
Left rear	2.1 kW (3.7 kW PowerBoost)
Right rear	2.1 kW (3.7 kW PowerBoost)
Performance	
Induction cooking technology	●
Heat settings	9 + PowerBoost
GentleHeat	●
SmartZone	●
Pause	●
PowerBoost	●
Cleaning	
Flush grille	●
Dishwasher safe grease filter	●
Flat easy clean glass surface	●
Safety	
Pan detection system	●
Surface hot indicators	●
Safety time out	●
Controls	
Touch&Slide controls	●
Soft-touch electronic controls	●
Minute timer	●
Power requirements	
Supply voltage	240 V
Supply frequency	60 Hz
Downdraft Performance	
Air Speeds	3 + boost
Maximum Air Flow (Boost)	413 CFM
Maximum Air Flow (Level 9)	365 CFM
Minimum Air Flow	159 CFM
Maximum Noise Level (Boost)	9.95 Sones
Maximum Noise Level (Level 9)	7.99 Sones
Minimum Noise Level	1.83 Sones
Ducted Externally	●
Air Outlet Size	10" x 3.25"
Ducting Direction	Side, Rear
Warranty*	Limited 2 Years Parts and Labor

INTEGRATED COLUMN REFRIGERATORS



MODEL no.	RS2484SRHK1 / RS2484SLHK1	RS3084SRHK1 / RS3084SLHK1
Price (UMRP)	\$6,499	\$7,199
SKU	26165 / 26167	26166 / 26168
Type of appliance	24" Column Refrigerator w/ Internal Water	30" Column Refrigerator w/ Internal Water
Dimensions (excluding door panels)	D: 24" x W: 23 3/4" x H: 84"	D: 24" x W: 29 3/4" x H: 84"
Cabinetry cut-out dimensions	D: 25" x W: 24" x H: 84"	D: 25" x W: 30" x H: 84"
Finish	Panel ready	Panel ready
Interior finish	Stainless Steel	Stainless Steel
Capacity		
Total AHAM Volume cu ft (L)	12.4 ft3 (351 lt)	16.3 ft3 (463 lt)
Energy Star certified	●	●
Performance		
ActiveSmart™ Foodcare	●	●
Variable zones	2	2
Variable food modes	Pantry; Fridge; Chill	Pantry; Fridge; Chill
Dual evaporator	●	●
Frost free	●	●
Adaptive defrost	●	●
Inverter controlled compressor	●	●
Humidity control system	●	●
Sabbath mode	●	●
Refrigerator		
SmartTouch interface at counter height	●	●
Door alarm	●	●
Adjustable glass cantilevered shelves	●	●
Soft-close fruit and vegetable bins	4	4
Stackable bottle holders	4 x clip in / 4 x flexible	4 x clip in / 4 x flexible
Internal water Dispensing	●	●
Adjustable door shelves	4	4
Covered door shelves	1	1
Gallon door storage	1	1
LED ceiling lighting	●	●
LED bin lighting	●	●
LED side lighting	●	●
Power requirements		
Unpacked weight (kg)	258lb (117kg)	294lb (133kg)
Supply voltage	115 VAC	115 VAC
Supply frequency	60Hz	60Hz
Supply current	10A	10A
Warranty*		
Parts and labor	2 years	2 years
Additional sealed system parts	5 years	5 years

INTEGRATED COLUMN REFRIGERATORS



MODEL no.	RS2484SRK1 / RS2484SLK1	RS3084SRK1 / RS3084SLK1
Price (UMRP)	\$6,299	\$6,899
OLD SKU	25597 / 25596	25594 / 25595
NEW SKU	26121 / 26120	26130 / 26128
Type of appliance	24" Column Refrigerator	30" Column Refrigerator
Dimensions (excluding door panels)	D: 24" x W: 23 3/4" x H: 84"	D: 24" x W: 29 3/4" x H: 84"
Cabinetry cut-out dimensions	D: 25" x W: 24" x H: 84"	D: 25" x W: 30" x H: 84"
Finish	Panel ready	Panel ready
Interior finish	Stainless Steel	Stainless Steel
Capacity		
Total AHAM Volume cu ft (L)	12.4 cu ft (351L)	16.3 cu ft (463L)
Energy Star certified	●	●
Performance		
ActiveSmart™ Foodcare	●	●
Variable zones	2	2
Variable food modes	Pantry; Fridge; Chill	Pantry; Fridge; Chill
Dual evaporator	●	●
Frost free	●	●
Adaptive defrost	●	●
Inverter controlled compressor	●	●
Humidity control system	●	●
Sabbath mode	●	●
Refrigerator		
SmartTouch interface at counter height	●	●
Door alarm	●	●
Soft-close doors	●	●
Adjustable glass cantilevered shelves	●	●
Soft-close fruit and vegetable bins	4	4
Stackable bottle holders	4 x clip in / 4 x flexible	4 x clip in / 4 x flexible
Internal water Dispensing		
Adjustable door shelves	4	4
Covered door shelves	1	1
Gallon door storage	1	1
LED ceiling lighting	●	●
LED bin lighting	●	●
LED side lighting	●	●
Power requirements		
Unpacked weight (kg)	275lb	309lb
Supply voltage	115 VAC	115 VAC
Supply frequency	60Hz	60Hz
Supply current	10A	10A
Warranty*		
Parts and labor	2 years	2 years
Additional sealed system parts	5 years	5 years

INTEGRATED COLUMN REFRIGERATORS



MODEL no.	RS2484SR1 / RS2484SL1	RS3084SR1 / RS3084SL1
Price (UMRP)	\$5,799	\$6,399
OLD SKU	24961 / 24960	24882 / 24964
NEW SKU	26122 / 26119	26129 / 26127
Type of appliance	24" Column Refrigerator	30" Column Refrigerator
Dimensions (excluding door panels)	D: 24" x W: 23 3/4" x H: 84"	D: 24" x W: 29 3/4" x H: 84"
Cabinetry cut-out dimensions	D: 25" x W: 24" x H: 84"	D: 25" x W: 30" x H: 84"
Finish	Panel ready	Panel ready
Interior finish	White	White
Capacity		
Total AHAM Volume cu ft (L)	12.4 cu ft (351L)	16.3 cu ft (463L)
Energy Star certified	●	●
Performance		
ActiveSmart™ Foodcare	●	●
Variable zones	2	2
Variable food modes	Pantry; Fridge; Chill	Pantry; Fridge; Chill
Dual evaporator	●	●
Frost free	●	●
Adaptive defrost	●	●
Inverter controlled compressor	●	●
Humidity control system	●	●
Sabbath mode	●	●
Refrigerator		
SmartTouch interface at counter height	●	●
Door alarm	●	●
Soft-close doors	●	●
Adjustable glass cantilevered shelves	●	●
Soft-close fruit and vegetable bins	4	4
Stackable bottle holders	4 x clip in / 4 x flexible	4 x clip in / 4 x flexible
Internal water Dispensing		
Adjustable door shelves	4	4
Covered door shelves	1	1
Gallon door storage	1	1
LED ceiling lighting	●	●
LED bin lighting	●	●
LED side lighting	●	●
Power requirements		
Unpacked weight (kg)	275lb	309lb
Supply voltage	115 VAC	115 VAC
Supply frequency	60Hz	60Hz
Supply current	10A	10A
Warranty*		
Parts and labor	2 years	2 years
Additional sealed system parts	5 years	5 years

INTEGRATED COLUMN FREEZERS



white interior



stainless steel interior



MODEL no.	RS1884FRJK1 / RS1884FLJK1	RS2484FRJK1 / RS2484FLJK1	RS3084FRJK1 / RS3084FLJK1
Price (UMRP)	\$5,799	\$6,399	\$6,999
OLD SKU	25589 / 25588	25591 / 25590	25593 / 25592
NEW SKU	26118 / 26116	26126 / 26124	26134 / 26132
Type of appliance	18" Column Freezer	24" Column Freezer	30" Column Freezer
Dimensions (excluding door panels)	D: 24" x W: 17 3/4" x H: 84"	D: 24" x W: 23 3/4" x H: 84"	D: 24" x W: 29 3/4" x H: 84"
Cabinetry cut-out dimensions	D: 25" x W: 18" x H: 84"	D: 25" x W: 24" x H: 84"	D: 25" x W: 30" x H: 84"
Finish	Panel ready	Panel ready	Panel ready
Interior finish	Stainless Steel	Stainless Steel	Stainless Steel
Capacity			
Total AHAM Volume cu ft (L)	7.8 cu ft (220L)	11.9 cu ft (336L)	15.6 cu ft (442L)
Energy Star certified	●	●	●
Performance			
ActiveSmart™ Foodcare	●	●	●
Variable zones	2	2	2
Variable food modes	Soft freeze; Freeze; Deep freeze	Soft freeze; Freeze; Deep freeze	Soft freeze; Freeze; Deep freeze
Dual evaporator	●	●	●
Frost free	●	●	●
Adaptive defrost	●	●	●
Inverter controlled compressor	●	●	●
Humidity control system	●	●	●
Sabbath mode	●	●	●
Freezer			
SmartTouch interface at counter height	●	●	●
Automatic, concealed ice maker	●	●	●
Ice boost mode	●	●	●
Soft-close doors	●	●	●
Fast freeze	●	●	●
Bottle chill	●	●	●
LED ceiling lighting	●	●	●
LED bin lighting	●	●	●
LED side lighting	●	●	●
Adjustable glass cantilevered shelves	3	3	3
Freezer bins	4	4	4
Door alarm	●	●	●
Adjustable door shelves	4	4	4
Accessory			
Joiner kit included for paired installation	●	●	●
Power requirements			
Unpacked weight (kg)	242lb (118kg)	275lb	294lbs
Supply voltage	115 VAC	115 VAC	115 VAC
Supply frequency	60Hz	60Hz	60Hz
Supply current	10A	10A	10A
Warranty*			
Parts and labor	2 years	2 years	2 years
Additional sealed system parts	5 years	5 years	5 years

INTEGRATED COLUMN FREEZERS



white interior



stainless steel interior



MODEL no.	RS1884FRJ1 / RS1884FLJ1	RS2484FRJ1 / RS2484FLJ1	RS3084FRJ1 / RS3084FLJ1
Price (UMRP)	\$5,299	\$5,899	\$6,499
OLD SKU	24959 / 24958	24963 / 24962	24966 / 24965
NEW SKU	26117 / 26115	26125 / 26123	26133 / 26131
Type of appliance	18" Column Freezer	24" Column Freezer	30" Column Freezer
Dimensions (excluding door panels)	D: 24" x W: 17 3/4" x H: 84"	D: 24" x W: 23 3/4" x H: 84"	D: 24" x W: 29 3/4" x H: 84"
Cabinetry cut-out dimensions	D: 25" x W: 18" x H: 84"	D: 25" x W: 24" x H: 84"	D: 25" x W: 30" x H: 84"
Finish	Panel ready	Panel ready	Panel ready
Interior finish	White	White	White
Capacity			
Total AHAM Volume cu ft (L)	7.8 cu ft (220L)	11.9 cu ft (336L)	15.6 cu ft (442L)
Energy Star certified	●	●	●
Performance			
ActiveSmart™ Foodcare	●	●	●
Variable zones	2	2	2
Variable food modes	Soft freeze; Freeze; Deep freeze	Soft freeze; Freeze; Deep freeze	Soft freeze; Freeze; Deep freeze
Dual evaporator	●	●	●
Frost free	●	●	●
Adaptive defrost	●	●	●
Inverter controlled compressor	●	●	●
Humidity control system	●	●	●
Sabbath mode	●	●	●
Freezer			
SmartTouch interface at counter height	●	●	●
Automatic, concealed ice maker	●	●	●
Ice boost mode	●	●	●
Soft-close doors	●	●	●
Fast freeze	●	●	●
Bottle chill	●	●	●
LED ceiling lighting	●	●	●
LED bin lighting	●	●	●
LED side lighting	●	●	●
Adjustable glass cantilevered shelves	3	3	3
Freezer bins	4	4	4
Door alarm	●	●	●
Adjustable door shelves	4	4	4
Accessory			
Joiner kit included for paired installation	●	●	●
Power requirements			
Unpacked weight (kg)	242lb (118kg)	275lb	294lbs
Supply voltage	115 VAC	115 VAC	115 VAC
Supply frequency	60Hz	60Hz	60Hz
Supply current	10A	10A	10A
Warranty*			
Parts and labor	2 years	2 years	2 years
Additional sealed system parts	5 years	5 years	5 years

INTEGRATED COLUMN WINE



Model no.	RS2484VL2K1	RS2484VR2K1
Price (UMRP)	\$6,999	\$6,999
SKU	25751	25752
Type of appliance	Integrated Column Wine Cabinet, 24"	Integrated Column Wine Cabinet, 24"
Dimensions	D: 24" x W: 23 3/4" x H: 84"	D: 24" x W: 23 3/4" x H: 84"
Finish	Panel Ready	Panel Ready
Total AHAM Volume ft ³ (Its)	91 Bottles	91 Bottles
Energy Rating		
Energy usage (kWh per year)	229	229
Performance		
ActiveSmart™ Food Care or Wine Care	●	●
Variable zones	2	2
Variable wine modes	Red; White; Sparkling; Cellar	Red; White; Sparkling; Cellar
Dual Evaporator	●	●
Inverter controlled compressor	●	●
Sabbath mode	●	●
Wine		
SmartTouch interface at counter height	●	●
Door alarm	●	●
LED ceiling lighting	●	●
LED side lighting	●	●
Full extension storage racks	13	13
Full extension display shelf	1	1
UV protection glass door	●	●
Air filter upper compartment	●	●
Air filter lower compartment	●	●
Low vibration compressor technology	●	●
Soft-mounted wine racks	●	●
Precision ball-bearing runner mounted racks for low vibration	●	●
Rated load for slide runners	77lb (35kg)	77lb (35kg)
Power requirements	4 wire	4 wire
Supply voltage	120 / 240V	120 / 240V
Supply frequency	60Hz	60Hz
Rated current	38.3A 240V / 33.7A 208V	38.3A 240V / 33.7A 208V
Accessories		
Stainless Steel Wine Cabinet Door Panel 24"	25741	25742
Joiner kit for paired installation	24985	24985
Label Kit	25871	25871
Display Kit	25870	25870
Warranty*		
Parts and labor	2 years	2 years
Additional sealed system parts	5 years	5 years

WINE COLUMN ACCESSORIES

MODEL no.	ADV4	ALV14
Price (UMRP)	\$299	\$199
SKU	25870	25871
Type of appliance	Wine Columns Display Kit	Wine Columns Label Kit

WINE COLUMN DOOR PANELS

MODEL no.	RD2484VL4	RD2484VR4
Price (UMRP)	\$549	\$549
SKU	25741	25742
Type of appliance	24" Integrated Column Wine Door Panel Left Hinge (Handles not included)	24" Integrated Column Wine Door Panel Right Hinge (Handles not included)

INTEGRATED COLUMN ACCESSORIES

Door Panels (Handles not Included)

MODEL no.	RD1884R4D / RD1884L4D	RD2484L4D / RD2484R4D	RD3084L4D / RD3084R4D
Price (UMRP)	\$499	\$549	\$599
SKU	24968 / 24967	24969 / 24970	24971 / 24972
Type of accessory	18" Integrated Column Freezer Door Panel - Left hand/Right hand	24" Integrated Column Door Pane - Left hand/Right hand	30" Integrated Column Door Panel - Left hand/Right hand
Dimensions	D: 3/4" x W: 17 3/4" x H: 79 7/8"	D: 3/4" x W: 23 3/4" x H: 79 7/8"	D: 3/4" x W: 29 3/4" x H: 79 7/8"
Finish	EZKleen Stainless Steel	EZKleen Stainless Steel	EZKleen Stainless Steel

Joiner Kits - For Columns

MODEL no.	AJ-RS84LR
Price (UMRP)	\$179
SKU	24985
Type of accessory	Integrated Columns Joiner Kit (Included with Freezer Columns)

Toe Kicks

MODEL no.	AKRS1804	AKRS2404	AKRS3004	AKRS4204
Price (UMRP)	\$64	\$64	\$64	\$114
SKU	25388	25390	25392	25394
Type of accessory	Integrated Columns 18" Toe Kick	Integrated Columns 24" Toe Kick	Integrated Columns 30" Toe Kick	Integrated Columns 42" Toe Kick
Dimensions	D: 11/16" x W: 17 13/16" x H: 3 15/16"	D: 11/16" x W: 23 7/8" x H: 3 15/16"	D: 11/16" x W: 29 13/16" x H: 3 15/16"	D: 11/16" x W: 41 7/8" x H: 3 15/16"
Finish	EZKleen Stainless Steel	EZKleen Stainless Steel	EZKleen Stainless Steel	EZKleen Stainless Steel
Weights				
Un-packed	0.40 kg	0.51 kg	0.62 kg	0.87 kg
With packaging	1.92 kg	2.03 kg	2.14 kg	3.53 kg

MODEL no.	AKRS4804	AKRS5404	AKRS6004
Price (UMRP)	\$114	\$114	\$114
SKU	25396	25398	25400
Type of accessory	Integrated Columns 48" Toe Kick	Integrated Columns 54" Toe Kick	Integrated Columns 60" Toe Kick
Dimensions	D: 11/16" x W: 47 13/16" x H: 3 15/16"	D: 11/16" x W: 53 7/8" x H: 3 15/16"	D: 11/16" x W: 59 13/16" x H: 3 15/16"
Finish	EZKleen Stainless Steel	EZKleen Stainless Steel	EZKleen Stainless Steel
Weights			
Un-packed	0.98 kg	1.10 kg	1.24 kg
With packaging	3.64 kg	3.75 kg	3.89 kg

MODEL no.	AKRS6604	AKRS7204	AKRS7804	AKRS8404
Price (UMRP)	\$299	\$299	\$299	\$299
SKU	26077	26078	26079	26080
Type of accessory	Integrated Columns 66" Toe Kick	Integrated Columns 72" Toe Kick	Integrated Columns 78" Toe Kick	Integrated Columns 84" Toe Kick
Dimensions	D: 11/16" x W: 66" x H: 3 15/16"	D: 11/16" x W: 72" x H: 3 15/16"	D: 11/16" x W: 78" x H: 3 15/16"	D: 11/16" x W: 84" x H: 3 15/16"
Finish	EZKleen Stainless Steel	EZKleen Stainless Steel	EZKleen Stainless Steel	EZKleen Stainless Steel
Weights				
Un-packed				
With packaging				

INTEGRATED COLUMN HANDLES

Contemporary Round Handles



MODEL no.	AHS-RD84
SKU	24981 (\$169)
Type	Contemporary Round 1 pc Handle Kit 18", 24", 30" Columns

Contemporary Square Handles



MODEL no.	AHD3-RD84	AHD5RDSF	AHD5RDSFB	AHD3-OBWD76SX
SKU	24979 (\$169)	25863 (\$169)	25908 (\$169)	82214 (\$169)
Type	Contemporary Square 1 pc Handle Kit 18", 24", 30" Columns	Contemporary Square Fine 1 pc Handle Kit 18", 24", 30" Columns	Contemporary Square Fine Black 1 pc Handle Kit 18", 24", 30" Columns	Contemporary Square 1 pc Handle Kit - For 30" Ovens & 30" Warming Drawers

Pro Round Handles



MODEL no.	AHC-RD84	AHP3RDSF	AHP3RF170W
SKU	24980 (\$219)	25921 (\$219)	26111 (\$379)
Type	Professional Round 1 pc Handle Kit 18", 24", 30" Columns	Professional Round Flush 1 pc Handle Kit 18", 24", 30" Columns	Professional Round Flush 2 pc Handle Kit RF170W Bottom Mount

Pro Square Handles



MODEL no.	AHV2-RD84
SKU	24982 (\$219)
Type	Professional Square 1 pc Handle Kit 18", 24", 30" Columns

COOLDRAWER™ MULTI-TEMPERATURE DRAWER



MODEL no.	RB36S25MKIW N1
Price (UMRP)	\$2,899
SKU	25281
Type of appliance	36" CoolDrawer™ Multi-temperature Drawer
Dimensions (excluding drawer panel RB90/36S SX, including power cord)	D: 21 15/16" x W: 33 21/32" x H: 25 3/16"
Finish	Panel ready (shown with optional stainless steel door panels)
Capacity	
Total gross volume	3.1 cu ft
Energy Star certified	In freezer mode
Energy usage (kWh per year)	150 as refrigerator, 300 as freezer
Modes	
Chill (31°F)	●
Pantry (54°F)	●
Wine (45 - 59°F)	●
Refrigerator (37°F)	●
Freezer (0°F)	●
Features	
Touch control glass interface	●
Key lock	●
Variable temperature control	●
Fruit and vegetable drawer and pullout tray	●
Customizable storage container	●
Drawer alarm	●
Accessories	
Stainless steel drawer front panel and handle kit - Contemporary Square	RD3625S - (25125) (\$279)
Stainless steel drawer front panel and handle kit - Pro Round	RB36SC (25373) (\$329)
Warranty*	
Parts and labor	2 years
Additional sealed system parts	3 years

COOLDRAWER™ MULTI-TEMPERATURE DRAWER ACCESSORIES

Contemporary Round handle



MODEL no.	AHS-RB90S
SKU	25375 (\$169)
Type	Contemporary Round 1 pc Handle Kit CoolDrawer

Contemporary Square handle



MODEL no.	AHD3RB90S	AHD5RD36S	AHD5RD36SB
SKU	25668 (\$169)	25861 (\$169)	25906 (\$169)
Type	Contemporary Square CoolDrawer 1 pc Handle Kit	Contemporary Square Fine CoolDrawer 1 pc Handle Kit	Contemporary Square Fine Black CoolDrawer 1 pc Handle Kit

Pro Round handle



MODEL no.	AHP3RD36S
SKU	25920 (\$219)
Type	Professional Round Flush 1 pc Handle Kit CoolDrawer

Pro Square handle



MODEL no.	AHV2-RF36DD36
SKU	71284 (\$219)
Type	Professional Square 1 pc Handle Kit CoolDrawer

Door Panels

MODEL no.	RD3625S	RB36SC
SKU	25125 (\$279)	25373 (\$329)
Type	Contemporary Stainless Panel for CoolDrawer (Handle Included)	Pro CoolDrawer Stainless Panel Unbranded (Handle Included)

INTEGRATED REFRIGERATION - FRENCH DOOR



MODEL no.	RS32A72J1	RS32A72U1
Price (UMRP)	\$3,899	\$4,099
SKU	25619	25620
Type of appliance	Integrated French Door Ice Only Refrigerator, 32"	Integrated French Door Ice & Water Refrigerator, 32"
Dimensions (excluding handles)	D: 23 11/16" x W: 31 1/8" x H: 71 7/8"	D: 23 11/16" x W: 31 1/8" x H: 71 7/8"
Unpacked weight (kg)		
Finish	Panel Ready	Requires Stainless Steel Panels for Water Dispensing. Please order with panel RD3272AU UB
Capacity		
Refrigerator	10.3 cu.ft	10.3 cu.ft
Freezer	4.4 cu.ft	4.4 cu.ft
Total gross capacity	14.7 cu.ft	14.7 cu.ft
Performance		
ActiveSmart™ technology	●	●
Frost free freezer	●	●
Adaptive defrost	●	●
Inverter controlled compressor	●	●
Humidity control system	●	●
Sabbath mode	●	●
Refrigerator		
Ultra slim water dispenser		●
Humidity controlled fruit and vegetable bin	●	●
SmartTouch control panel	●	●
Door alarm	●	●
Soft-close doors	●	●
Cantilevered shelves	●	●
Adjustable glass shelves	3	3
Four shelves (included above vegetable area)	2	2
Fruit and vegetable bins	●	●
Full width deli storage bin	4	4
Stackable bottle holders	6	6
Adjustable door shelves	2	2
Covered door shelves	●	●
Freezer		
Automatic ice maker	●	●
Ice boost mode	●	●
Fast freeze	●	●
Bottle chill	●	●
LED lighting	●	●
Large plastic bin	●	●
Small plastic bins	●	●
Slide out pastry tray	●	●
Door alarm	●	●
Accessories		
Water filter	FWC3 (847200) (\$69) (MSRP)	FWC3 (847200) (\$69) (MSRP)
Warranty*		
Parts and labor	2 years	2 years
Additional sealed system parts	5 years	5 years

INTEGRATED REFRIGERATION - FRENCH DOOR



MODEL no.	RS36A72J1 N	RS36A72U1 N
Price (UMRP)	\$4,399	\$4,599
SKU	25823	25805
Type of appliance	Integrated Panel Ready French Door Ice 36"	Integrated Panel Ready French Door Ice & Water 36"
Dimensions (excluding handles)	D: 23 11/16" x W: 35 21/32" x H: 71 7/8"	D: 23 11/16" x W: 35 21/32" x H: 71 7/8"
Unpacked weight (kg)		
Finish	Panel Ready	Requires Stainless Steel Panels for Water Dispensing. Please order with panel RD36A72AU Requires RS36A Handle Kit
Capacity		
Refrigerator	10.3 cu.ft	10.3 cu.ft
Freezer	4.4 cu.ft	4.4 cu.ft
Total gross capacity	14.7 cu.ft	14.7 cu.ft
Performance		
ActiveSmart™ technology	●	●
Frost free freezer	●	●
Adaptive defrost	●	●
Inverter controlled compressor	●	●
Humidity control system	●	●
Sabbath mode	●	●
Refrigerator		
Ultra slim water dispenser		●
Humidity controlled fruit and vegetable bin	●	●
SmartTouch control panel	●	●
Door alarm	●	●
Soft-close doors	●	●
Cantilevered shelves	●	●
Adjustable glass shelves	3	3
Four shelves (included above vegetable area)	2	2
Fruit and vegetable bins	●	●
Full width deli storage bin	4	4
Stackable bottle holders	6	6
Adjustable door shelves	2	2
Covered door shelves	●	●
Freezer		
Automatic ice maker	●	●
Ice boost mode	●	●
Fast freeze	●	●
Bottle chill	●	●
LED lighting	●	●
Large plastic bin	●	●
Small plastic bins	●	●
Slide out pastry tray	●	●
Door alarm	●	●
Accessories		
Water filter	FWC3 (847200) (\$69) (MSRP)	FWC3 (847200) (\$69) (MSRP)
Warranty*		
Parts and labor	2 years	2 years
Additional sealed system parts	5 years	5 years

INTEGRATED REFRIGERATION - FRENCH DOOR



MODEL no.	RS36A80U1 N	RS36A80J1 N
Price (UMRP)	\$6,199	\$5,999
SKU	25804	25822
Type of appliance	Integrated French Door Refrigerator Freezer 36"	Integrated Panel Ready French Door Ice 36"
Dimensions (excluding door panels)	D: 23 3/4" x W: 35 21/32" x H: 79 27/32"	D: 23 3/4" x W: 35 21/32" x H: 79 27/32"
Cabinetry cut-out dimensions	D: 25" x W: 36" x H: 80" or 84"	D: 25" x W: 36" x H: 80" or 84"
Finish	Requires Stainless Steel Panels for Water Dispensing. Please order with panel RD3680AU or RD3684AU	Panel ready (shown with optional stainless steel door panels)
Capacity		
Refrigerator	11.7 cu ft	11.7 cu ft
Freezer	5.1 cu ft	5.1 cu ft
Total	16.8 cu ft	16.8 cu ft
Energy Star certified	●	●
Energy usage (kWh per year)	561	561
Performance		
ActiveSmart™ Foodcare	●	●
Refrigerator		
Ultra slim water dispenser	●	
Door alarm	●	●
Soft-close doors	●	●
Adjustable glass shelves	3	3
Fruit and vegetable bins	2	2
Full width deli storage bin	●	●
Adjustable door shelves	6	6
Covered door shelves	2	2
LED lighting	●	●
Freezer		
Automatic ice maker	●	●
Fast freeze	●	●
Plastic bins	2	2
LED lighting	●	●
Door alarm	●	●
Accessories		
Stainless steel door panel set 80"	RD3680U_UB (25210) (\$969)	RD3680_UB (25209) (\$769)
Stainless steel door panel set 84"	RD3684U_UB (25220) (\$969)	RD3684_UB (25219) (\$769)
Water filter	FWC1 (842802)	FWC1 (842802)
Warranty*		
Parts and labor	2 years	2 years
Additional sealed system parts	3 years	3 years

INTEGRATED REFRIGERATION - FRENCH DOORS - ACCESSORIES















MODEL no.	RD3272A UB	RD3272AU UB	RD3672A	RD3672AU
Price (UMRP)	\$399	\$499	\$399	\$499
SKU	25623	25624	25775	25776
Type of appliance	32" Integrated French Door 72" H Stainless Steel Door Panel for RS32A72J1 (Handles not Included)	32" Integrated French Door 72" H Stainless Steel I&W Door Panel **Required for RS32A72U1** (Handles not Included)	36" Integrated French Door 72" H Stainless Steel Door Panel for RS36A72J (Handles not Included)	36" Integrated French Door 72" H Stainless Steel I&W Door Panel **Required for RS36A72U1** (Handles not Included)
Fits Ref Model	RS32A	RS32AU	RS36A72	RS36A72U
Finish	EZKleen stainless steel	EZKleen stainless steel	EZKleen stainless steel	EZKleen stainless steel
Dimensions				

MODEL no.	RD3680A	RD3680AU	RD3684A	RD3684AU
Price (UMRP)	\$449	\$549	\$599	\$699
SKU	25777	25778	25782	25783
Type of appliance	36" Integrated French Door 80" H Stainless Steel Door Panel for RS36A80J1 (Handles not Included)	36" Integrated French Door 80" H Stainless Steel I&W Door Panel **Required for RS36A80U1*** (Handles not Included)	36" Integrated French Door 84" H Stainless Steel Door Panel for RS36A80J1 (Handles not Included)	36" Integrated French Door 84" H Stainless Steel I&W Door Panel **Required for RS36A80U1*** (Handles not Included)
Fits Ref Model	RS36A80	RS36A80U	RS36A80	RS36A80U
Finish	EZKleen stainless steel	EZKleen stainless steel	EZKleen stainless steel	EZKleen stainless steel
Dimensions				

Pro Integrated French Door Panels

MODEL no.	RD3680CU UB	RD3684CU UB
Price (UMRP)	\$1,079	\$1,079
SKU	25362	25367
Type of appliance	36" Pro Integrated French Door 80" H Stainless Steel I&W Unbranded Door Panel **Required for RS36A80U1**	36" Pro Integrated French Door 84" H Stainless Steel I&W Unbranded Door Panel **Required for RS36A80U1**
Finish	EZKleen stainless steel	EZKleen stainless steel
Dimensions		
Top panel	D: 3/4" x W: 17 3/4" x H: 45 9/32"	D: 3/4" x W: 17 3/4" x H: 45 9/32"
Bottom panel	D: 3/4" x W: 35 21/32" x H: 30 13/22"	D: 3/4" x W: 35 21/32" x H: 30 13/22"

INTEGRATED REFRIGERATION - FRENCH DOOR - HANDLES

Contemporary Square Handle				
MODEL no.	RS36A	AHD3RS3272A	AHD5RD32A	AHD5RD32AB
SKU	24624 (\$329)	25626 (\$329)	25859 (\$329)	25904 (\$329)
Type	Contemporary Square 3 pc Handle Kit RS36A French Door	Contemporary Square 3 pc Handle Kit RS32A French Door	Contemporary Square Fine 3 pc Handle Kit RS32A French Door 2	Contemporary Square Fine Black 3 pc Handle Kit RS32A French Door
				
MODEL no.	AHD5RD36A	AHD5RD36AB		
SKU	25854 (\$329)	25902 (\$329)		
Type	Contemporary Square Fine 3 pc Handle Kit RS36A French Door	Contemporary Square Fine Black 3 pc Handle Kit RS36A French Door		
				
Contemporary Round Handle				
MODEL no.	AHS-ASBI-A	AHCRS3272A		
SKU	25374 (\$329)	25629 (\$329)		
Type	Contemporary Round 3 pc Handle Kit RS36A French Door	Contemporary Round 3 pc Handle Kit RS32A French Door		
				
Pro Square Handle				
MODEL no.	AHV2RS36A	AHV2RS3272A		
SKU	25795 (\$429)	25630 (\$429)		
Type	Professional Square 3 pc Handle Kit RS36A French Door *Replaces AHV2-RS36A*	Professional Square 3 pc Handle Kit RS32A French Door		
				
Pro Round Handle				
MODEL no.	AHCRS36A	AHSRS3272A	AHP3RD32A	AHP3RD36A
SKU	25793 (\$429)	25628 (\$429)	25919 (\$429)	25917 (\$429)
Type	Professional Round 3 pc Handle Kit RS36A French Door *Replaces RS36AC*	Professional Round 3 pc Handle Kit RS32A French Door	Professional Round Flush 3 pc Handle Kit RS32A French Door	Professional Round Flush 3 pc Handle Kit RS36A French Door

INTEGRATED REFRIGERATION - BOTTOM MOUNT



white interior



stainless steel interior



MODEL no.	RS3084WLUK1 / RS3084WRUK1
Price (UMRP)	\$7,499
SKU	25686 / 25687
Type of appliance	30" Integrated Column Bottom Mount Refrigerator Freezer
Dimensions (excluding door panels)	D: 23 3/4" x W: 35 11/16" x H: 79 7/8"
Cabinetry cut-out dimensions	D: 25" x W: 36" x H: 80 or 84"
Finish	Panel ready (shown with optional stainless steel door panels)
Interior Finish	Stainless
Capacity	
Refrigerator	11.7 cu ft
Freezer	5.1 cu ft
Total	16.8 cu ft
Energy Star certified	●
Energy Star most efficient 2016	●
Energy usage (kWh per year)	534
Performance	
ActiveSmart™ Foodcare	●
Refrigerator	
Ultra slim water dispenser	
Adjustable glass shelves	3
Soft-close doors	●
Fruit and vegetable bins	2
Full width deli storage bin	2
Adjustable door shelves	6
Covered door shelves	2
Freezer	
Automatic ice maker	●
Fast freeze	●
Plastic bins	2
Accessories	
24" Stainless Bottom Mount Column Door Panel - Left Hinge	
24" Stainless Bottom Mount Column Door Panel - Right Hinge	
30" Stainless Bottom Mount Column Door Panel - Left Hinge	RD3084WLD (25714) (\$599)
30" Stainless Bottom Mount Column Door Panel - Right Hinge	RD3084WRD (25713) (\$599)
Joiner kit (right and left hand paired models)	AJ-RS84LR (24985) (\$179)
Water filter	
Warranty*	
Parts and labor	2 years
Additional sealed system parts	3 years


INTEGRATED REFRIGERATION - BOTTOM MOUNT



white interior



stainless steel interior



MODEL no.	RS2484WLU1 / RS2484WRU1	RS2484WLUK1 / RS2484WRUK1	RS3084WLU1 / RS3084WRU1
Price (UMRP)	\$6,399	\$6,899	\$6,999
SKU	25684 / 25685	25688 / 25689	25682 / 25683
Type of appliance	24" Integrated Column Bottom Mount Refrigerator Freezer	24" Integrated Column Bottom Mount Refrigerator Freezer	30" Integrated Column Bottom Mount Refrigerator Freezer
Dimensions (excluding door panels)	D: 23 3/4" x W: 35 11/16" x H: 79 7/8"	D: 23 3/4" x W: 35 11/16" x H: 79 7/8"	D: 23 3/4" x W: 35 11/16" x H: 79 7/8"
Cabinetry cut-out dimensions	D: 25" x W: 36" x H: 80 or 84"	D: 25" x W: 36" x H: 80 or 84"	D: 25" x W: 36" x H: 80 or 84"
Finish	Panel ready (shown with optional stainless steel door panels)	Panel ready (shown with optional stainless steel door panels)	Panel ready (shown with optional stainless steel door panels)
Interior Finish	White	Stainless	White
Capacity			
Refrigerator	11.7 cu ft	11.7 cu ft	11.7 cu ft
Freezer	5.1 cu ft	5.1 cu ft	5.1 cu ft
Total	16.8 cu ft	16.8 cu ft	16.8 cu ft
Energy Star certified	●	●	●
Energy Star most efficient 2016	●	●	●
Energy usage (kWh per year)	534	534	534
Performance			
ActiveSmart™ Foodcare	●	●	●
Refrigerator			
Ultra slim water dispenser			
Adjustable glass shelves	3	3	3
Soft-close doors	●	●	●
Fruit and vegetable bins	2	2	2
Full width deli storage bin	2	2	2
Adjustable door shelves	6	6	6
Covered door shelves	2	2	2
Freezer			
Automatic ice maker	●	●	●
Fast freeze	●	●	●
Plastic bins	2	2	2
Accessories			
24" Stainless Bottom Mount Column Door Panel - Left Hinge	RD2484WLD (25716) (\$549)	RD2484WLD (25716) (\$549)	
24" Stainless Bottom Mount Column Door Panel - Right Hinge	RD2484WRD (25715) (\$549)	RD2484WRD (25715) (\$549)	
30" Stainless Bottom Mount Column Door Panel - Left Hinge			RD3084WLD (25714) (\$599)
30" Stainless Bottom Mount Column Door Panel - Right Hinge			RD3084WRD (25713) (\$599)
Joiner kit (right and left hand paired models)	AJ-RS84LR (24985) (\$179)	AJ-RS84LR (24985) (\$179)	AJ-RS84LR (24985) (\$179)
Water filter			
Warranty*			
Parts and labor	2 years	2 years	2 years
Additional sealed system parts	3 years	3 years	3 years

INTEGRATED REFRIGERATION - BOTTOM MOUNT



MODEL no.	RB2470BRV1
Price (UMRP)	\$2,699
SKU	25381
Type of appliance	24" Integrated Single Door Bottom Mount
Dimensions (excluding door panels)	D: 21 1/4" x W: 21 7/8" x H: 69 3/4"
Cabinetry cut-out dimensions	D: 21 5/8" x W: 22 1/2" x H: 70 1/4"
Finish	Panel ready (shown with optional stainless steel door panels)
Capacity	
Refrigerator	5.76 cu ft
Freezer	2.19 cu ft
Total	8 cu ft
Energy Star certified	●
Energy Star most efficient 2016	●
Energy usage (kWh per year)	380
Performance	
ActiveSmart™ Foodcare	
Refrigerator	
Ultra slim water dispenser	
Adjustable glass shelves	●
Soft-close doors	●
Fruit and vegetable bins	●
Full width deli storage bin	●
Adjustable door shelves	3
Covered door shelves	
Freezer	
Automatic ice maker	
Fast freeze	●
Plastic bins	3
Accessories	
Stainless steel door panel set 72" - Left hand	RD2470BL (25383) (\$349)
Stainless steel door panel set 72" - Right hand	RD2470R (25282) (\$349)
Joiner kit (right and left hand paired models)	
Water filter	FWC1 (862288) (\$69) (MSRP)
Warranty*	
Parts and labor	2 years
Additional sealed system parts	3 years

INTEGRATED REFRIGERATION - BOTTOM MOUNT



MODEL no.	RS36W80RU1 N	RS36W80RJ1 N / RS36W80LJ1 N
Price (UMRP)	\$6,399	\$6,199
SKU	25826	25825 / 25824
Type of appliance	36" Integrated Bottom Freezer Refrigerator with Ice & Water	36" Integrated Bottom Freezer Refrigerator with Ice
Dimensions (excluding door panels)	D: 23 3/4" x W: 35 11/16" x H: 79 7/8"	D: 23 3/4" x W: 35 11/16" x H: 79 7/8"
Cabinetry cut-out dimensions	D: 25" x W: 36" x H: 80 or 84"	D: 25" x W: 36" x H: 80 or 84"
Finish	Requires Stainless Steel Panels for Water Dispensing. Please order with panel RD3680WRU or RD3684WRU	Panel ready (shown with optional stainless steel door panels)
Capacity		
Refrigerator	11.7 cu ft	11.7 cu ft
Freezer	5.1 cu ft	5.1 cu ft
Total	16.8 cu ft	16.8 cu ft
Energy Star certified	●	●
Energy Star most efficient 2016	●	●
Energy usage (kWh per year)	534	534
Performance		
ActiveSmart™ Foodcare	●	●
Refrigerator		
Ultra slim water dispenser	●	
Adjustable glass shelves	3	3
Soft-close doors	●	●
Fruit and vegetable bins	2	2
Full width deli storage bin	2	2
Adjustable door shelves	6	6
Covered door shelves	2	2
Freezer		
Automatic ice maker	●	●
Fast freeze	●	●
Plastic bins	2	2
Accessories		
Stainless steel door panel set 80" - Left hand		RD3680WL (25779) (\$449)
Stainless steel door panel set 80" - Right hand	RD3680WRU (25781) (\$549)	RD3680WR (25780) (\$449)
Stainless steel door panel set 84" - Left hand		RD3684WL (25784) (\$599)
Stainless steel door panel set 84" -Right hand	RD3680WRU (25786) (\$699)	RD3684WR (25785) (\$599)
Joiner kit (right and left hand paired models)	RS80 (25703) (\$279)	RS80 (25703) (\$279)
Water filter	FWC3 (847200) (\$69) (MSRP)	
Warranty*		
Parts and labor	2 years	2 years
Additional sealed system parts	3 years	3 years

INTEGRATED REFRIGERATION - BOTTOM MOUNT - ACCESSORIES

Contemporary Integrated Bottom Mount Single Door Panels with Contemporary Square Handles - While Supplies Last

MODEL no.	RD3684L UB	RD3684R UB	RD3680RU UB	RD3684RU UB
Price (UMRP)	\$559	\$559	\$759	\$759
SKU	25250	25251	25249	25252
Type of appliance	84" Bottom Freezer Refrigerator Stainless Steel Door Panel Set Left Hand	84" Bottom Freezer Refrigerator Stainless Steel Door Panel Set Right Hand	80" Bottom Freezer Refrigerator Stainless Steel Door Panel Set for Ice & Water	84" Bottom Freezer Refrigerator Stainless Steel Door Panel Set for Ice & Water
Finish	EZKleen stainless steel	EZKleen stainless steel	EZKleen stainless steel	EZKleen stainless steel
Dimensions				
Top panel	D: 3/4" x W: 35 11/16" x H: 49 5/16"	D: 3/4" x W: 35 11/16" x H: 49 5/16"	D: 3/4" x W: 35 11/16" x H: 45 5/16"	D: 3/4" x W: 35 11/16" x H: 45 5/16"
Bottom panel	D: 3/4" x W: 35 11/16" x H: 28 3/8" - 30 3/8"	D: 3/4" x W: 35 11/16" x H: 28 3/8" - 30 3/8"	D: 3/4" x W: 35 11/16" x H: 28 3/8" - 30 3/8"	D: 3/4" x W: 35 11/16" x H: 28 3/8" - 30 3/8"

Pro Integrated Bottom Mount Single Door Panels With Pro Round Handles - While Supplies Last

MODEL no.	RD3680LC UB	RD3680RC UB	RD3680RUC UB
Price (UMRP)	\$669	\$669	\$869
SKU	25363	25364	25365
Type of appliance	36" Pro Integrated Single Door Bottom Mount 80" H Stainless Steel Unbranded Door Panel L Hinge	36" Pro Integrated Single Door Bottom Mount 80" H Stainless Steel Unbranded Door Panel R Hinge	36" Pro Integrated Single Door Bottom Mount 80" H Stainless Steel Unbranded Door Panel I&W **Required for RS36W80RU1**
Dimensions	D: 9" x W: 44" x H: 53"	D: 9" x W: 44" x H: 53"	D: 9" x W: 44" x H: 53"

MODEL no.	RD3684LC UB	RD3684RC UB	RD3684RUC UB
Price (UMRP)	\$669	\$669	\$669
SKU	25368	25369	25370
Type of appliance	36" Pro Integrated Single Door Bottom Mount 84"H Stainless Steel Unbranded Door Panel L Hinge	36" Pro Integrated Single Door Bottom Mount 84"H Stainless Steel Unbranded Door Panel R Hinge for Ice and Water	36" Pro Integrated Single Door Bottom Mount 84"H Stainless Steel Unbranded Door Panel I&W **Required for RS36W80RU1**
Dimensions	D: 9" x W: 44" x H: 53"	D: 9" x W: 44" x H: 53"	D: 9" x W: 44" x H: 53"

INTEGRATED REFRIGERATION - BOTTOM MOUNT - ACCESSORIES

Integrated Bottom Mount Single Door Panels - Handles not Included

MODEL no.	RD2470BR	RD2470BL	RD3680WL	RD3680WR
Price (UMRP)	\$349	\$349	\$449	\$449
SKU	25382	25383	25779	25780
Type of appliance	24" Single Door Bottom Mount Integrated Refrigerator Right Hinge Door Panel	24" Single Door Bottom Mount Integrated Left Hinge Door Panel	36" Integrated Single Door Bottom Mount 80" H Stainless Steel Door Panel L Hinge (Handles not Included)	36" Integrated Single Door Bottom Mount 80" H Stainless Steel Door Panel R Hinge (Handles not Included)
Fits Ref Model	RB2470BRV1	RB2470BRV1	RS36WL	RS36WR
Finish	EZKleen stainless steel	EZKleen stainless steel	EZKleen stainless steel	EZKleen stainless steel
Dimensions	D: 23/32" x W: 23 3/4" x H: 71 13/32"	D: 23/32" x W: 23 3/4" x H: 71 13/32"	D: 8 29/50 x W: 40 6/25" x H: 53 7/20"	D: 8 29/50 x W: 40 6/25" x H: 53 7/20"

MODEL no.	RD3680WRU	RD3684WL	RD3684WR	RD3684WRU
Price (UMRP)	\$549	\$599	\$599	\$699
SKU	25781	25784	25785	25786
Type of appliance	36" Integrated Single Door Bottom Mount 80" H Stainless Steel Door Panel I&W **Required for RS36W80RU1** (Handles not Included)	36" Integrated Single Door Bottom Mount 84" H Stainless Steel Door Panel L Hinge (Handles not Included)	36" Integrated Single Door Bottom Mount 84" H Stainless Steel Door Panel R Hinge (Handles not Included)	36" Integrated Single Door Bottom Mount 84" H Stainless Steel Door Panel I&W **Required for RS36W80RU1*** (Handles not Included)
Fits Ref Model	RS36WRU	RS36WL	RS36WR	RS36WRU
Finish	EZKleen stainless steel	EZKleen stainless steel	EZKleen stainless steel	EZKleen stainless steel
Dimensions	D: 8 29/50" x W: 40 6/25" x H: 53 7/20"	D: 8 29/50" x W: 40 6/25" x H: 53 7/20"	D: 8 29/50" x W: 40 6/25" x H: 53 7/20"	D: 8 29/50" x W: 40 6/25" x H: 53 7/20"

Integrated Bottom Mount Single Door Panels

MODEL no.	RD2484WRD	RD2484WLD	RD3084WRD	RD3084WLD
Price (UMRP)	\$549	\$549	\$599	\$599
SKU	25715	25716	25713	25714
Type of appliance	24" Integrated Bottom Mount Column Door Panel Right Hinge (Handles not Included)	24" Integrated Bottom Mount Column Door Panel Left Hinge (Handles not Included)	30" Integrated Bottom Mount Column Door Panel Right Hinge (Handles not Included)	30" Integrated Bottom Mount Column Door Panel Left Hinge (Handles not Included)
Fits Ref Model	RS36WRU	RS36WRU	RS36WRU	RS36WRU
Finish	EZKleen stainless steel	EZKleen stainless steel	EZKleen stainless steel	EZKleen stainless steel
Dimensions	D: 8 29/50" x W: 40 6/25" x H: 53 7/20"	D: 8 29/50" x W: 40 6/25" x H: 53 7/20"	D: 8 29/50" x W: 40 6/25" x H: 53 7/20"	D: 8 29/50" x W: 40 6/25" x H: 53 7/20"

INTEGRATED REFRIGERATION - BOTTOM MOUNT - ACCESSORIES

Contemporary Handles



MODEL no.	AHD5RD3084W	AHD5RD2484W	AHSRD3084W	AHSRD2484W
SKU	25864 (\$279)	25865 (\$279)	25723 (\$279)	25731 (\$279)
Type	Contemporary Square Fine 2 pc Handle Kit 30" RS3084 Bottom Mount Column	Contemporary Square Fine 2 pc Handle Kit 24" RS2484 Bottom Mount Column	Contemporary Round 2 pc Handle Kit 30" RS3084 Bottom Mount Column	Contemporary Round 2 pc Handle Kit 24" RS2484 Bottom Mount Column



MODEL no.	AHD3-RD3084W	AHD3-RD2484W	AHD5RD3084WB	AHD5RD2484WB
SKU	25721 (\$279)	25729 (\$279)	25910 (\$279)	25911 (\$279)
Type	Contemporary Square 2 pc Handle Kit 30" RS3084 Bottom Mount Column	Contemporary Square 2 pc Handle Kit 24" RS2484 Bottom Mount Column	Contemporary Square Fine Black 2 pc Handle Kit 30" RS3084 Bottom Mount Column	Contemporary Square Fine Black 2 pc Handle Kit 24" RS2484 Bottom Mount Column

Pro Square Handles



MODEL no.	AHV2RD3084W	AHV2RD2484W	AHV2RS36W
SKU	25724 (\$379)	25732 (\$379)	25796 (\$379)
Type	Professional Square 2 pc Handle Kit 30" RS3084 Bottom Mount Column	Professional Square 2 pc Handle Kit 24" RS2484 Bottom Mount Column	Professional Square 2 pc Handle Kit RS36W Bottom Mount

Pro Round Handles



MODEL no.	AHP3RD3084W	AHP3RD2484W	AHC-RD3084W	AHC-RD2484W
SKU	25922 (\$379)	25923 (\$369)	25722 (\$379)	25730 (\$379)
Type	Professional Round Flush 2 pc Handle Kit RS3084 Bottom Mount Column	Professional Round Flush 2 pc Handle Kit RS2484 Bottom Mount Column	Professional Round 2 pc Handle Kit 30" RS3084 Bottom Mount Column	Professional Round 2 pc Handle Kit 24" RS2484 Bottom Mount Column

INTEGRATED REFRIGERATION - BOTTOM MOUNT - ACCESSORIES

Pro Square Handle



MODEL no.	AHV2RS36W
SKU	25796 (\$369)
Type	Professional Square 2 pc Handle Kit RS36W Bottom Mount

Pro Round Handle



MODEL no.	AHCRS36W	AHP3RD36W	AHP3RD3084W	AHP3RD2484W
SKU	25794 (\$379)	25918 (\$379)	25922 (\$379)	25923 (\$379)
Type	Professional Round 2 pc Handle Kit RS36W Bottom Mount	Professional Round Flush 2 pc Handle Kit RS36W Bottom Mount	Professional Round Flush 2 pc Handle Kit RS3084W Integrated B Model	Professional Round Flush 2 pc Handle Kit RS2484W Integrated B Model

Contemporary Square Handle



MODEL no.	RS36W	AHD3-RD70B	AHD5RD36W	AHD5RD36WB
SKU	24639 (\$279)	25384 (\$269)	25856 (\$279)	25903 (\$279)
Type	Contemporary Square 2 pc Handle Kit RS36W Bottom Mount	Contemporary Square 2 pc Handle Kit RB24 Bottom Mount	Contemporary Square Fine 2 pc Handle Kit RS36W Bottom Mount	Contemporary Square Fine Black 2 pc Handle Kit RS36W Bottom Mount

Contemporary Round Handle



MODEL no.	AHS-ASBI-B	AHS-RD70B
SKU	25380 (\$279)	25385 (\$269)
Type	Contemporary Round 2 pc Handle Kit RS36W Bottom Mount	Contemporary Round 2 pc Handle Kit RB24 Bottom Mount

Joiner Kits - For Columns

MODEL no.	RS80
Price (UMRP)	\$279
SKU	25703
Type of accessory	36" Integrated Single Door Bottom Mount Joiner Kit

PROFESSIONAL FRENCH DOOR REFRIGERATORS



MODEL no.	RF201ACJSX1 N	RF201ACUSX1 N
Price (UMRP)	\$3,299	\$3,399
SKU	25955	25956
Type of appliance	French Door with Ice Refrigerator	French Door Ice & Water Refrigerator
Dimensions (excluding handles)	D: 27 3/8" x W: 35 7/16" x H: 70 15/32"	D: 27 3/8" x W: 35 7/16" x H: 70 15/32"
Finish	Stainless steel	Stainless steel
Capacity		
Refrigerator	14.6 cu ft	14.6 cu ft
Freezer	5.5 cu ft	5.5 cu ft
Total	20.1 cu ft	20.1 cu ft
Energy Star most efficient 2016	●	●
Energy usage (kWh per year)	532	532
Performance		
ActiveSmart™ Foodcare	●	●
Frost free freezer	●	●
Adaptive defrost	●	●
Humidity control system	●	●
Sabbath mode	●	●
Refrigerator		
Ultra slim water dispenser		●
SmartTouch control panel	●	●
Door alarm	●	●
Soft-close doors	●	●
Adjustable glass shelves	3	3
Fruit and vegetable bins	2	2
Deli storage bins	2	2
Stackable bottle holders	4	4
Adjustable door shelves	6	6
Covered door shelves	2	2
LED lighting	●	●
Freezer		
Automatic ice maker	●	●
Fast freeze	●	●
Bottle chill	●	●
LED lighting	●	●
Ice boost	●	●
Large plastic bin	●	●
Small plastic bins	2	2
Ice bin and scoop	●	●
Door alarm	●	●
Accessories		
Water filter	FWC3 (847200) (\$69) (MSRP)	FWC3 (847200) (\$69) (MSRP)
Stainless steel surround kit (36" x 72")	KS-9017MX1 (24507) (\$299)	KS-9017MX1 (24507) (\$299)
Power requirements	115V 60Hz - 10A	115V 60Hz - 10A
Warranty*		
Parts and labor	2 years	2 years
Additional sealed system parts only	3 years	3 years

PROFESSIONAL FRENCH DOOR REFRIGERATOR ACCESSORIES

PROFESSIONAL FRENCH DOOR HANDLE KITS



MODEL no.	AHV2-RF201AC	AHP3RF201A
SKU	24642 (\$419)	25916 (\$419)
Type	Professional Square 3 pc Handle Kit RF201 French Door	Professional Round Flush 3 pc Handle Kit RF201 French Door

PROFESSIONAL FRENCH DOOR SURROUND KITS

MODEL no.	KS-9017MX1
SKU	24507 (\$299)
Type	Surround Kit - RF201 French Door *F&P Pro Models RF201ACUSX1, RF201ACJSX1*

CONTEMPORARY FRENCH DOOR REFRIGERATORS



MODEL no.	RF201ADUSX5 N	RF201ADJSX5	RF201ADX5 N
Price (UMRP)	\$3,199	\$3,099	\$2,899
SKU	25959	25957	25961
Type of appliance	French Door Ice & Water Refrigerator	36" French Door Refrigerator Freezer, 20.1 cu ft, Ice Only	French Door Refrigerator
Dimensions (excluding handles)	D: 27 3/8" x W: 35 7/16" x H: 70 15/32"	D: 27 3/8" x W: 35 7/16" x H: 70 15/32"	D: 27 3/8" x W: 35 7/16" x H: 70 15/32"
Finish	EZKleen stainless steel flat door concealed hinge counter depth	EZKleen stainless steel flat door concealed hinge counter depth	EZKleen stainless steel flat door concealed hinge counter depth
Capacity			
Refrigerator	14.6 cu ft	14.6 cu ft	14.6 cu ft
Freezer	5.5 cu ft	5.5 cu ft	5.5 cu ft
Total	20.1 cu ft	20.1 cu ft	20.1 cu ft
Energy Star most efficient 2016	●	●	●
Energy usage (kWh per year)	532	448	448
Performance			
ActiveSmart™ Foodcare	●	●	●
Humidity control system	●	●	●
Refrigerator			
Ultra slim water dispenser	●	●	
SmartTouch control panel	●	●	●
Door alarm	●	●	●
Soft-close doors	●		
Adjustable glass shelves	2	2	2
Fruit and vegetable bins	2	2	2
Stackable bottle hold	4	4	4
Adjustable door shelves	6	6	6
Covered door shelves	2	2	2
LED light	●	●	●
Deli storage bins	2	2	2
Freezer			
Built-in ice maker	●		
Ice Boost	●	●	
Fast freeze	●	●	●
Bottle chill	●	●	●
Plastic bins	3	●	●
LED light	●	●	●
Door alarm	●	●	●
Accessories			
Water filter	FWC3 (847200) (\$69) (MSRP)		
Stainless steel surround kit	SKU 24477 (\$449)	SKU 24477 (\$449)	SKU 24477 (\$449)
Warranty*			
Parts and labor	2 years	2 years	2 years
Additional sealed system parts	3 years	3 years	3 years

CONTEMPORARY FRENCH DOOR REFRIGERATORS



MODEL no.	RF201ADW5 N	RF201ADUSB5
Price (UMRP)	\$2,799	\$3,299
SKU	25960	25958
Type of appliance	French Door Refrigerator	French Door Ice & Water Refrigerator
Dimensions (excluding handles)	D: 27 3/8" x W: 35 7/16" x H: 70 15/32"	D: 27 3/8" x W: 35 7/16" x H: 70 15/32"
Finish	White steel flat door concealed hinge counter depth	EZKleen stainless steel flat door concealed hinge counter depth
Capacity (net)		
Refrigerator	14.6 cu ft	14.6 cu ft
Freezer	5.5 cu ft	5.5 cu ft
Total	20.1 cu ft	20.1 cu ft
Energy Star most efficient 2016	●	●
Energy usage (kWh per year)	448	532
Performance		
ActiveSmart™ Foodcare	●	●
Humidity control system	●	●
Refrigerator		
Ultra slim water dispenser		●
SmartTouch control panel	●	●
Door alarm	●	●
Soft-close doors		●
Adjustable glass shelves	2	3
Fruit and vegetable bins	2	2
Stackable bottle holders	4	4
Adjustable door shelves	6	6
Covered door shelves	2	2
LED light	●	●
Deli storage bins	2	2
Freezer		
Ice boost		●
Fast freeze	●	●
Bottle chill	●	●
Automatic ice maker		●
Large plastic bin	●	●
Small plastic bins	●	2
Ice tray	●	●
LED light	●	●
Door alarm	●	●
Accessories		
Water filter		FWC3 (847200) (\$69) (MSRP)
Warranty*		
Parts and labor	2 years	2 years
Additional sealed system parts	3 years	5 years

CONTEMPORARY FRENCH DOOR REFRIGERATORS



MODEL no.	RF170ADUSX4 N	RF170ADJX4	RF170ADX4 N
Price (UMRP)	\$2,899	\$2,799	\$2,599
SKU	25939	25937	25941
Type of appliance	French Door Ice & Water Refrigerator	32" French Door Refrigerator Freezer, 17 cu ft, Ice Only	French Door Refrigerator
Dimensions (excluding handles)	D: 27 3/8" x W: 31 3/32" x H: 67 17/32"	D: 27 3/8" x W: 31 3/32" x H: 67 17/32"	D: 27 3/8" x W: 31 3/32" x H: 67 17/32"
Finish	EZKleen stainless steel flat door concealed hinge counter depth	EZKleen stainless steel flat door concealed hinge counter depth	EZKleen stainless steel flat door concealed hinge counter depth
Capacity (net)			
Refrigerator	12.1 cu ft	12.1 cu ft	12.1 cu ft
Freezer	4.8 cu ft	4.8 cu ft	4.8 cu ft
Total	16.9 cu ft	16.9 cu ft	16.9 cu ft
Energy Star most efficient 2016			
Energy usage (kWh per year)	585	501	501
Performance			
ActiveSmart™ Foodcare	●	●	●
Humidity control system	●	●	●
Refrigerator			
Ultra slim water dispenser	●		
SmartTouch control panel	●	●	●
Door alarm	●	●	●
Soft-close doors	●		
Adjustable glass shelves	2	3	3
Fruit and vegetable bins	2	2	2
Stackable bottle holders	4	4	4
Adjustable door shelves	6	6	6
Covered door shelves	2	2	2
LED light	●	●	●
Deli storage bins			
Freezer			
Built-in ice maker	●		
Fast freeze	●	●	●
Bottle chill	●	●	●
Large plastic bin	●	●	●
Small plastic bins	●	●	●
Ice tray	●	2	2
LED light			
Door alarm	●	●	●
Accessories			
Covered door shelves	FWC3 (847200) (\$69) (MSRP)	2	2
Stainless steel surround kit	SKU 24477 (\$449)	SKU 24478 (\$409)	SKU 24478 (\$409)
Warranty*			
Parts and labor	2 years	2 years	2 years
Additional sealed system parts	3 years	3 years	3 years


CONTEMPORARY FRENCH DOOR REFRIGERATORS



MODEL no.	RF170ADW5 N	RF170ADUSB5
Price (UMRP)	\$2,399	\$2,999
SKU	25940	25938
Type of appliance	French Door Refrigerator	French Door Ice & Water Refrigerator
Dimensions (excluding handles)	D: 27 3/8" x W: 31 3/32" x H: 67 17/32"	D: 27 3/8" x W: 31 3/32" x H: 67 17/32"
Unpacked weight (kg)	124.7	100
Finish	White steel flat door concealed hinge counter depth	EZKleen black stainless steel flat door concealed hinge counter depth
Capacity		
Refrigerator	12.1 cu ft	12.1 cu ft
Freezer	4.8 cu ft	4.8 cu ft
Total gross capacity	16.9 cu ft	16.9 cu ft
Energy Star most efficient		
Energy usage (kWh per year)	501	585
Performance		
ActiveSmart™ technology	●	●
Frost free freezer	●	●
Adaptive defrost	●	●
Inverter controlled compressor	●	●
Humidity control system	●	●
Sabbath mode	●	●
Refrigerator		
Ultra slim water dispenser	●	●
SmartTouch control panel	●	●
Door alarm	●	●
Soft-close doors		●
Adjustable glass shelves	3	3
Fruit and vegetable bins	2	2
Stackable bottle holders	4	4
Adjustable door shelves	6	6
LED lighting	●	●
Deli storage bins		2
Freezer		
Ice boost	●	●
Fast freeze	●	●
Bottle chill	●	●
Automatic ice maker	●	●
Large plastic bin	●	●
Small plastic bins	●	2
Ice bin and scoop	●	●
LED lighting		●
Door alarm	●	●
Accessories		
Water filter		FWC3 (847200) (\$69) (MSRP)
Warranty*		
Parts and labor	2 years	2 years
Additional sealed system parts	5 years	5 years

CONTEMPORARY FRENCH DOOR REFRIGERATOR ACCESSORIES

CONTEMPORARY FRENCH DOOR HANDLE KITS



MODEL no.	AHS-RF-522A	AHS-RF-610
SKU	25376 (\$339)	25377 (\$339)
Type	Contemporary Round 3 pc Handle Kit RF170A French Door	Contemporary Round 3 pc Handle Kit RF201 French Door

CONTEMPORARY FRENCH DOOR SURROUND KITS

MODEL no.	KS-7917CX1	KS-9018CX1
SKU	24478 (\$409)	24477 (\$449)
Type	Surround Kit - RF170A French Door *Discontinued - while supplies last*	Surround Kit - RF201 French Door *Models RF201ADW5, RF201ADX5*

CONTEMPORARY QUAD DOOR REFRIGERATORS



MODEL no.	RF172GDUX1	RF203QDUVX1
Price (UMRP)	\$3,099	\$3,699
SKU	24885	24891
Type of appliance	ActiveSmart™ Refrigerator - 16.8 cu ft. counter depth French Door	ActiveSmart™ Refrigerator - 19.0 cu ft. counter depth Quad Door
Dimensions (excluding handles)	D: 27 1/16" x W: 31 1/8" x H: 70 1/2"	D: 27 1/16" x W: 35 5/8" x H: 70 1/2"
Unpacked weight (kg)	126kg / 278 lbs	136kg / 300 lbs
Finish	EZKleen stainless steel flat door Concealed hinge	EZKleen stainless steel flat door Concealed hinge
Capacity		
Refrigerator	10.6 cu.ft	12.1 cu.ft
Freezer	6.2 cu.ft	3.45 cu.ft
Variable temperature compartment		3.45 cu.ft
Total gross capacity	16.8 cu.ft	19 cu.ft
Performance		
ActiveSmart™ technology	●	●
Frost free freezer	●	●
Inverter controlled compressor	●	●
Variable teperature compartment		●
Humidity control system	●	●
Internal replaceable water filter	●	●
Sabbath mode	●	●
R600a refrigerant	●	●
Refrigerator		
Ultra slim water dispenser	●	●
SmartTouch control panel	●	●
Door alarm	●	●
Cantilevered glass shelves	4	4
Fruit and vegetable bins	2	2
Stackable bottle holders	4	4
Adjustable door shelves	6	6
Gallon door shelf	2	2
Covered door shelves	2	2
LED lighting	●	●
Front leveling feet	●	●
Full extension runners	●	●
Rear rollers	●	●
Split level cantilever shelves	2	2
Freezer		
Ice Boost	●	●
Fast freeze	●	●
Bottle chill	●	●
Automatic ice maker	●	●
Freezer drawers	2	
Full extension plastic bins		3
Ice bin and scoop	●	●
LED lighting	●	●
Door alarm	●	●
Accessories		
Water filter	847201 (\$69) (MSRP)	FWC3 (847200) (\$69) (MSRP)
Warranty*		
Parts and labor	2 years	2 years
Additional sealed system parts	5 years	5 years

PROFESSIONAL BOTTOM FREEZER REFRIGERATORS



MODEL no.	RF170WRKUX6 / RF170WLKUX6	RF170WRKJX6 / RF170WLKJX6
Price (UMRP)	\$2,999	\$2,899
SKU	26046 / 26044	26047 / 26045
Type of appliance	Bottom Freezer Ice & Water Refrigerator	Bottom Freezer Refrigerator
Dimensions (excluding handles)	D: 27 3/8" x W: 31 3/32" x H: 67 1/2"	D: 27 3/8" x W: 31 3/32" x H: 67 1/2"
Finish	EZKleen stainless steel	EZKleen stainless steel
Capacity		
Refrigerator	12.3 cu ft	12.3 cu ft
Freezer	4.8 cu ft	4.8 cu ft
Total	17.1 cu ft	17.1 cu ft
Energy Star certified	●	●
Energy usage (kWh per year)	535	535
Performance		
ActiveSmart™ Foodcare	●	●
Humidity control system	●	●
Refrigerator		
SmartTouch control panel	●	●
Ultra slim water dispenser	●	
Door alarm	●	●
Soft-close doors	●	●
Adjustable glass shelves	4	4
Fruit and vegetable bins	2	2
Adjustable door shelves	4	4
Covered door shelves	2	2
LED light	●	●
Freezer		
Built-in ice maker	●	●
Ice Boost	●	●
Ice tray		
Fast freeze	●	●
Bottle chill	●	●
Plastic bin	●	●
Center roll out tray		
Door alarm	●	●
Accessories		
Water filter	847200	847200
Stainless steel surround kit (Left hand hinge/Right hand hinge)		
Stainless steel surround kit Pigeon pair (two appliances joined)		
Joiner kit	819264	819264
Warranty*		
Parts and labor	2 years	2 years
Additional sealed system parts	5 years	5 years

CONTEMPORARY BOTTOM FREEZER REFRIGERATORS




MODEL no.	RF170WDRUX5 N / RF170WDLUX5 N	RF170BRPUX6 N / RF170BLPUX6 N	RF170WDRUB5
Price (UMRP)	\$2,699	\$2,599	\$2,499
SKU	25953 / 25949	25945 / 25942	25607
Type of appliance	Bottom Freezer Ice & Water Refrigerator	Bottom Freezer Ice & Water Refrigerator	Bottom Freezer Ice & Water Refrigerator
Dimensions (excluding handles)	D: 27 3/8" x W: 31 3/32" x H: 67 17/32"	D: 27 3/8" x W: 31 1/8" x H: 67 3/4"	D: 27 3/8" x W: 31 3/32" x H: 67 1/2"
Finish	EZKleen stainless steel flat door concealed hinge counter depth	EZKleen stainless steel flat door pocket handle counter depth	EZKleen black stainless steel flat door concealed hinge counter depth
Capacity			
Refrigerator	12.3 cu ft	12.3 cu ft	12.3 cu ft
Freezer	4.8 cu ft	5.2 cu ft	4.8 cu ft
Total	17.1 cu ft	17.5 cu ft	17.1 cu ft
Energy Star certified	●	●	●
Energy usage (kWh per year)	535	538	535
Performance			
ActiveSmart™ Foodcare	●	●	●
Humidity control system	●	●	●
Refrigerator			
Ultra slim water dispenser	●	●	●
SmartTouch control panel	●	●	●
Door alarm	●	●	●
Soft-close doors			
Adjustable glass shelves	3	3	3
Fruit and vegetable bins	2	2	2
Adjustable door shelves	4	4	4
Covered door shelves	2	2	2
LED light	●	●	●
Freezer			
Built-in ice maker	●	●	●
Ice Boost	●	●	●
Fast freeze	●	●	●
Bottle chill	●	●	●
Plastic bin	3	3	3
Door alarm	●	●	●
Accessories			
Water filter	FWC3 (847200) (\$69) (MSRP)	FWC3 (847200) (\$69) (MSRP)	FWC3 (847200) (\$69) (MSRP)
Stainless steel surround kit (Left hand hinge/Right hand hinge)	24474 (\$359)		
Stainless steel surround kit Pigeon pair (two appliances joined)	24476 (\$429)		
Joiner kit	819264 (\$109)		
Warranty*			
Parts and labor	2 years	2 years	2 years
Additional sealed system parts	3 years	3 years	3 years

CONTEMPORARY BOTTOM FREEZER REFRIGERATORS



MODEL no.	RF170WDRJX5 / RF170WDLJX5	RF170WDRX5 N / RF170WDLX5 N	RF170BRPX6 N / RF170BLPX6 N
Price (UMRP)	\$2,599	\$2,399	\$2,299
SKU	25951 / 25948	25954 / 25950	25947 / 25944
Type of appliance	Bottom Mount Refrigerator Freezer, Ice Only	Bottom Freezer Refrigerator	Bottom Freezer Refrigerator
Dimensions (excluding handles)	D: 27 3/8" x W: 31 3/32" x H: 67 1/2"	D: 27 3/8" x W: 31 3/32" x H: 67 17/32"	D: 27 3/8" x W: 31 1/8" x H: 67 3/4"
Finish	EZKleen stainless steel flat door concealed hinge counter depth	EZKleen stainless steel flat door concealed hinge counter depth	EZKleen stainless steel flat door pocket handle counter depth
Capacity			
Refrigerator	12.3 cu ft	12.3 cu ft	12.3 cu ft
Freezer	4.8 cu ft	4.8 cu ft	5.2 cu ft
Total	17.1 cu ft	17.1 cu ft	17.5 cu ft
Energy Star certified	●	●	●
Energy usage (kWh per year)	535	452	454
Performance			
ActiveSmart™ Foodcare	●	●	●
Humidity control system	●	●	●
Refrigerator			
SmartTouch control panel	●	●	●
Door alarm	●	●	●
Soft-close doors			
Adjustable glass shelves	4	3	3
Fruit and vegetable bins	2	2	2
Adjustable door shelves	4	4	4
Covered door shelves	2	2	2
LED light	●	●	●
Freezer			
Built-in ice maker	●		
Ice Boost	●		●
Ice tray	●	●	
Fast freeze	●	●	●
Bottle chill	●	●	●
Plastic bin	2	3	3
Center roll out tray		●	
Door alarm	●	●	●
Accessories			
Water filter	FWC3 (847200) (\$69) (MSRP)	FWC3 (847200) (\$69) (MSRP)	
Stainless steel surround kit (Left hand hinge/Right hand hinge)	24476 (\$429)	24474 (\$359)	
Stainless steel surround kit Pigeon pair (two appliances joined)		24476 (\$429)	
Joiner kit	819264 (\$109)	819264 (\$109)	819264 (\$89)
Warranty*			
Parts and labor	2 years	2 years	2 years
Additional sealed system parts	5 years	3 years	3 years

CONTEMPORARY BOTTOM FREEZER REFRIGERATORS



MODEL no.	RF170BRPW6 N / RF170BLPW6 N	E522BRWFD5 N
Price (UMRP)	\$2,199	\$2,199
SKU	25946 / 25943	25926
Type of appliance	Bottom Freezer Refrigerator	Bottom Freezer Refrigerator
Dimensions (excluding handles)	D: 27 3/8" x W: 31 1/8" x H: 67 3/4"	D: 27 3/8" x W: 31 1/8" x H: 67 1/2"
Finish	White steel flat door pocket handle counter depth	White flat steel door concealed hinge counter depth
Capacity		
Refrigerator	12.3 cu ft	12.3 cu ft
Freezer	5.2 cu ft	5.2 cu ft
Total	17.5 cu ft	17.5 cu ft
Energy Star certified	●	●
Energy usage (kWh per year)	454	454
Performance		
ActiveSmart™ Foodcare	●	●
Humidity control system	●	●
Refrigerator		
SmartTouch control panel	●	●
Door alarm	●	●
Soft-close doors		
Adjustable glass shelves	3	3
Fruit and vegetable bins	2	2
Door shelves	6	6
LED light	●	●
Freezer		
Ice tray		●
Ice Boost	●	
Fast freeze	●	●
Bottle chill	●	●
Plastic bin	3	3
Center roll out tray	●	●
Door alarm	●	●
Warranty*		
Parts and labor	2 years	2 years
Additional sealed system parts	3 years	3 years

CONTEMPORARY BOTTOM FREEZER REFRIGERATORS



MODEL no.	RF135BDRUX4 N / RF135BDLUX4 N
Price (UMRP)	\$2,399
SKU	25931 / 25928
Type of appliance	Bottom Freezer Ice & Water Refrigerator
Dimensions (excluding handles)	D: 27 3/8" x W: 25" x H: 67 17/32"
Finish	EZKleen stainless steel flat door concealed hinge counter depth
Capacity	
Refrigerator	9.6 cu ft
Freezer	3.8 cu ft
Total	13.4 cu ft
Energy Star certified	●
Energy usage (kWh per year)	545
Performance	
ActiveSmart™ Foodcare	●
Humidity control system	●
Refrigerator	
SmartTouch control panel	●
Ultra slim water dispenser	●
Door alarm	●
Soft-close doors	
Adjustable glass shelves	3
Fruit and vegetable bins	2
Adjustable door shelves	2
Covered door shelves	2
LED light	●
Freezer	
Built-in ice maker	●
Ice Boost	●
Ice tray	
Fast freeze	●
Bottle chill	●
Plastic bin	3
Center roll out tray	●
Door alarm	●
Accessories	
Water filter	FWC3 (847200) (\$69) (MSRP)
Stainless steel surround kit (Left hand hinge/Right hand hinge)	24468 (\$279) / 24469 (\$279)
Stainless steel surround kit Pigeon pair (two appliances joined)	24470 (\$339)
Joiner kit	819264 (\$109)
Warranty*	
Parts and labor	2 years
Additional sealed system parts	3 years

CONTEMPORARY BOTTOM FREEZER REFRIGERATORS



MODEL no.	RF135BDRJX4 / RF135BDLJX4	RF135BRPJX6 N / RF135BLPJX6 N
Price (UMRP)	\$2,299	\$2,199
SKU	25930 / 25927	25935 / 25933
Type of appliance	Bottom Mount Refrigerator Freezer, Ice Only	Bottom Freezer Refrigerator with Ice
Dimensions (excluding handles)	D: 27 3/8" x W: 25" x H: 67 1/2"	D: 27 3/8" x W: 25" x H: 67 3/4"
Finish	EZKleen stainless steel flat door concealed hinge counter depth	EZKleen stainless steel flat door concealed hinge counter depth
Capacity		
Refrigerator	9.5 cu ft	9.5 cu ft
Freezer	3.9 cu ft	3.9 cu ft
Total	13.4 cu ft	13.4 cu ft
Energy Star certified		
Energy usage (kWh per year)	545	461
Performance		
ActiveSmart™ Foodcare	●	●
Humidity control system	●	●
Refrigerator		
SmartTouch control panel	●	●
Door alarm	●	●
Soft-close doors		
Adjustable glass shelves	4	3
Fruit and vegetable bins	2	2
Adjustable door shelves	4	4
Covered door shelves	2	2
LED light	●	●
Freezer		
Built-in ice maker	●	●
Ice Boost	●	●
Ice tray	●	●
Fast freeze	●	●
Bottle chill	●	●
Plastic bin	2	3
Center roll out tray	●	●
Door alarm	●	●
Accessories		
Water filter	FWC3 (847200) (\$69) (MSRP)	FWC3 (847200) (\$69) (MSRP)
Stainless steel surround kit (Left hand hinge/Right hand hinge)	24470 (\$339)	24468 (\$279) / 24469 (\$279)
Stainless steel surround kit Pigeon pair (two appliances joined)	24470 (\$339)	24470 (\$339)
Joiner kit	819264 (\$109)	819264 (\$109)
Warranty*		
Parts and labor	2 years	2 years
Additional sealed system parts	5 years	3 years

CONTEMPORARY BOTTOM FREEZER REFRIGERATORS



MODEL no.	RF135BDRX4 N / RF135BDLX4 N	RF135BRPX6 N / RF135BLPX6 N
Price (UMRP)	\$2,099	\$1,999
SKU	25932 / 25929	25936 / 25934
Type of appliance	Bottom Freezer Refrigerator	Bottom Freezer Refrigerator
Dimensions (excluding handles)	D: 27 3/8" x W: 25" x H: 67 17/32"	D: 27 3/8" x W: 25" x H: 67 3/4"
Finish	EZKleen stainless steel flat door concealed hinge counter depth	EZKleen stainless steel flat door concealed hinge counter depth
Capacity (gross)		
Refrigerator	9.6 cu ft	9.5 cu ft
Freezer	3.8 cu ft	3.9 cu ft
Total	13.4 cu ft	13.4 cu ft
Energy usage (kWh per year)	461	461
Performance		
ActiveSmart™ Foodcare	●	●
Humidity control system	●	●
Refrigerator		
SmartTouch control panel	●	●
Door alarm	●	●
Soft-close doors		
Adjustable glass shelves	3	3
Fruit and vegetable bins	2	2
Stackable bottle holders	2	
Door shelves	6	6
LED light	●	●
Freezer		
Fast freeze	●	●
Bottle chill	●	●
Plastic bins	3	3
Center roll out tray	●	●
Door alarm	●	●
Accessories		
Stainless steel surround kit (Left hand hinge/Right hand hinge)	24468 (\$279) / 24469 (\$279)	24468 (\$279) / 24469 (\$279)
Stainless steel surround kit Pigeon pair (two appliances joined)	24470 (\$339)	24470 (\$339)
Joiner kit	819264 (\$109)	819264 (\$109)
Warranty*		
Parts and labor	2 years	2 years
Additional sealed system parts	3 years	3 years

CONTEMPORARY BOTTOM FREEZER REFRIGERATORS



MODEL no.	RF170WDRUB5
Price (UMRP)	\$2,499
SKU	25607
Type of appliance	Bottom Freezer Ice & Water Refrigerator
Dimensions (excluding handles)	D: 27 3/8" x W: 31 3/32" x H: 67 1/2"
Finish	EZKleen black stainless steel flat door concealed hinge counter depth
Capacity (gross)	
Refrigerator	12.3 cu ft
Freezer	4.8 cu ft
Total	17.1 cu ft
Energy Star certified	●
Energy usage (kWh per year)	535
Performance	
ActiveSmart™ technology	●
Frost free freezer	●
Adaptive defrost	●
Inverter controlled compressor	●
Humidity control system	●
Sabbath mode	●
Refrigerator	
Ultra slim water dispenser	●
SmartTouch control panel	●
Door alarm	●
Soft-close doors	
Adjustable glass shelves	3
Fruit and vegetable bins	2
Stackable bottle holders	4
Adjustable door shelves	4
Covered door shelves	2
LED lighting	●
Freezer	
Ice boost	●
Fast freeze	●
Bottle chill	●
Automatic ice maker	●
Large plastic bin	●
Small plastic bins	2
Ice bin and scoop	●
Door alarm	●
Accessories	
Water filter	FWC3 (847200) (\$69) (MSRP)
Power requirements	
Supply voltage	110-120VAC 60Hz
Supply current	3.5A

BOTTOM MOUNT REFRIGERATORS ACCESSORIES



HANDLE KITS	Model no.	SKU
Contemporary Round 2 pc Handle Kit RF135 Bottom Mount	AHS-RF-442	25378 (\$279)
Contemporary Round 2 pc Handle Kit RF170W Bottom Mount	AHS-RF-522W	25379 (\$279)

Surround Kit	Model no.	SKU
Surround Kit - E522B and RF170W Left and right concealed hinge joined	790X2	24476 (\$429)
Surround Kit - RF135 Left and right hinge joined	635X2	24470 (\$339)

Joiner Kit	Model no.	SKU
White Joiner Kit - E522B	AJ-RF17W	819263 (\$109)
Silver Joiner Kit - RF170W and RF135	AJ-RF17X	819264 (\$109)

GENERAL REFRIGERATORS ACCESSORIES

Water Filter	Model no.	SKU
Integrated Refrigerators (Compatible with RS36W, RS36A models with skus 24000-24999, models without N) - *Replaces 842802*	FWC1	862288 (\$69) (MSRP)
Freestanding Refrigerators (Compatible with RF170, RF201, RF135 - models with skus 24000-24999, models w/o N) *Replaces 836848*	FWC2	862285 (\$69) (MSRP)
Refrigerator Models (Compatible with RF203, RS36, RF170, RF201, RF135 - skus 25000-25999 and models w/ N); Refrigerator Models RS1884, RS2484, RS3084	FWC3	847200 (\$69) (MSRP)
Freestanding Refrigerators (Compatible with RF172 only)	FWC6	847201 (\$69) (MSRP)

Miscellaneous Accessories	Model no.	SKU
Euro Cloth - Cleaning cloth	ECLTH1	60201 (\$25)

PROFESSIONAL DISHDRAWER™



Model no.	DD24DV2T9 N	DD24SV2T9 N
Price (UMRP)	\$1,599	\$999
SKU	71401	71402
Type of appliance	Pro 24" Standard Double DishDrawer™ Tall	Stainless Steel Single DishDrawer™ Tall
Dimensions (excluding handle)	D: 22 9/16" x W: 23 9/16" x H: 34" - 36 3/8"	D: 22 9/16" x W: 23 9/16" x H: 18 13/16"
Finish	EZKleen stainless steel, pocket handle	EZKleen stainless steel
Performance		
ADA compliant		●
Energy Star certified	●	●
Energy usage	263kWh/year	144 kWh/year
Water usage	3.28 gal	1.64 gal/cycle
Built-in water softener		
SmartDrive™ technology	●	●
Capacity and loading		
Place settings	14	7
Accommodates round plates up to	12 1/4" (top) / 11" (bottom)	12 1/4"
Fold down tines	●	●
Pitch adjustable tines	●	●
Adjustable height, foldable cupracks	●	●
Fixed height, foldable cupracks		
Wash programs	15	15
Eco options	●	●
Control		
Internal wash selector	●	●
Child lock	●	●
End of cycle beeps	●	●
Rinse aid indicator light	●	●
Knock to pause		
Electronic fault/Diagnostic indicator	●	●
Energy saving delay start option up to 12 hrs	●	●
Accessories		
Cutlery basket	2	1
Kick strip	●	
Warranty*	Limited 2 year parts and labor	Limited 2 year parts and labor

CONTEMPORARY DOUBLE DISHDRAWER™



Model no.	DD24DTX6I1	DD24DTX6HI1
Price (UMRP)	\$2,299	\$2,399
SKU	82162	82163
Type of appliance	Integrated Double DishDrawer™	Integrated Double DishDrawer™ with Water Softener
Dimensions (excluding handle)	D: 21 3/4" x W: 23 9/16" x H: 34" - 36 3/8"	D: 21 3/4" x W: 23 9/16" x H: 34" - 36 3/8"
Finish	Integrated (panel ready)	Integrated (panel ready)
Performance		
ADA compliant		
Energy Star certified	TBC	TBC
Energy usage	TBC	TBC
Water usage	TBC	TBC
Built-in water softener		●
SmartDrive™ technology	●	●
Capacity and loading		
Place settings	14	14
Accommodates round plates up to	12 1/4" (top drawer), 11" (bottom drawer)	12 1/4" (top drawer), 11" (bottom drawer)
Fold down tines	●	●
Pitch adjustable tines	●	●
Adjustable height, foldable cupracks	●	●
Wine glass supports with stemware grippers	●	●
Wash programs	8	8
Auto	●	●
Heavy	●	●
Medium	●	●
Light	●	●
60 min	●	●
Glassware	●	●
Rinse	●	●
Eco	●	●
Control		
Knock to pause	●	●
Spray arm sensing	●	●
Wifi connectable	●	●
Internal wash selector	●	●
Child lock	●	●
End of cycle beeps	●	●
Rinse aid indicator light	●	●
Energy saving delay start option up to 12 hrs	●	●
Electronic fault / Diagnostic indicator	●	●
Accessories		
Cutlery basket	2	2
Knife clip & Multipurpose clip	●	●
Kick strip	●	●
Power requirements		
Rated Current	15A	15A
Supply Voltage	120V	120V
Supply Frequency	60 Hz	60 Hz
Amp draw	9.6A	9.6A
Warranty*	Limited 2 year parts and labor	Limited 2 year parts and labor

CONTEMPORARY DOUBLE DISHDRAWER™



Model no.	DD24DI9 N	DD24DTI9 N
Price (UMRP)	\$1,299	\$1,599
SKU	81218	81217
Type of appliance	Integrated Panel Ready Double DishDrawer™	Integrated Panel Ready Double DishDrawer™ Tall
Dimensions (excluding handle)	D: 22 1/2" x W: 23 9/16" x H: 32 5/16" - 34 5/8"	D: 22 1/2" x W: 23 9/16" x H: 34 - 36 3/8"
Finish	Integrated (panel ready)	Integrated (panel ready)
Performance		
ADA compliant	●	
Energy Star certified	●	●
Energy usage	263 kWh/year	263 kWh/year
Water usage	3.28 gallon running both tubs	3.28 gallon running both tubs
Built-in water softener		
SmartDrive™ technology	●	●
Capacity and loading		
Place settings	14	14
Accommodates round plates up to	11" (top & bottom)	12 1/4" (top) / 11" (bottom)
Fold down tines	●	●
Pitch adjustable tines	●	●
Adjustable height, foldable cupracks	●	●
Fixed height, foldable cupracks		
Wash programs	15	15
Eco options	●	●
Control		
Internal wash selector	●	●
Child lock	●	●
End of cycle beeps	●	●
Rinse aid indicator light	●	●
Knock to pause	●	●
Electronic fault/Diagnostic indicator	●	●
Energy saving delay start option up to 12 hrs	●	●
Accessories		
Cutlery basket	2	2
Kick strip	●	●
Warranty*	Limited 2 year parts and labor	Limited 2 year parts and labor

CONTEMPORARY DOUBLE DISHDRAWER™



Model no.	DD24DDFTX9 N	DD24DCHTX9 N
Price (UMRP)	\$1,599	\$1,599
SKU	81222	81600
Type of appliance	Stainless Steel Double DishDrawer™ Tall with Contemporary Handle	Stainless Steel Double DishDrawer™ Tall Softener with Recessed Handle
Dimensions (excluding handle)	D: 22 9/16" x W: 23 9/16" x H: 34 - 36 3/8"	D: 22 9/16" x W: 23 9/16" x H: 34 - 36 3/8"
Finish	EZKleen stainless steel, proud handle	EZKleen stainless steel, pocket handle
Performance		
ADA compliant		
Energy Star certified	●	●
Energy usage	263 kWh/year	282 kWh/year
Water usage	3.28 gallon running both tubs	3.81 gallon/cycle
Built-in water softener		●
SmartDrive™ technology	●	●
Capacity and loading		
Place settings	14	14
Accommodates round plates up to	12 1/4" (top) / 11" (bottom)	12 1/4" (top) / 11" (bottom)
Fold down tines	●	●
Pitch adjustable tines	●	●
Adjustable height, foldable cupracks	●	●
Fixed height, foldable cupracks		
Wash programs	15	15
Eco options	●	●
Control		
Internal wash selector	●	
Child lock	●	●
End of cycle beeps	●	●
Rinse aid indicator light	●	●
Knock to pause		
Electronic fault/Diagnostic indicator	●	●
Energy saving delay start option up to 12 hrs	●	●
Accessories		
Cutlery basket	2	2
Kick strip	●	●
Warranty*	Limited 2 year parts and labor	Limited 2 year parts and labor

CONTEMPORARY DOUBLE DISHDRAWER™



Model no.	DD24DCTW9 N	DD24DAX9 N
Price (UMRP)	\$1,499	\$1,399
SKU	81597	81596
Type of appliance	White Double DishDrawer™ Tall with Recessed Handle	Stainless Steel Double DishDrawer™ with Recessed Handle
Dimensions (excluding handle)	D: 22 9/16" x W: 23 9/16" x H: 34 - 36 3/8"	D: 22 9/16" x W: 23 9/16" x H: 32 5/16" - 34 5/8"
Finish	White, pocket handle	EZKleen stainless steel, pocket handle
Performance		
ADA compliant		●
Energy Star certified	●	●
Energy usage	265 kWh/year	265 kWh/year
Water usage	3.44 gallon running both tubs	3.44 gallon per drawer
Built-in water softener		
SmartDrive™ technology	●	●
Capacity and loading		
Place settings	14	14
Accommodates round plates up to	12 1/4" (top) / 11" (bottom)	12 1/4" (top) / 11" (bottom)
Fold down tines	●	●
Pitch adjustable tines	●	
Adjustable height, foldable cupracks	●	
Fixed height, foldable cupracks	●	●
Wash programs	15	6
Eco options	●	●
Control		
Internal wash selector		
Child lock	●	●
End of cycle beeps	●	●
Rinse aid indicator light		
Knock to pause		
Electronic fault/Diagnostic indicator	●	●
Energy saving delay start option up to 12 hrs	●	●
Accessories		
Cutlery basket	2	2
Kick strip	●	●
Warranty*	Limited 2 year parts and labor	Limited 2 year parts and labor

CONTEMPORARY DOUBLE DISHDRAWER™



Model no.	DD24DHTI9 N	DD24DDFTB9 N
Price (UMRP)	\$1,699	\$1,799
SKU	81216	81834
Type of appliance	Integrated Panel Ready Double DishDrawer™ Tall Softener	24" Double DishDrawer
Dimensions (excluding handle)	D: 22 1/2" x W: 23 9/16" x H: 34 - 36 3/8"	D: 22 9/16" x W: 23 9/16" x H: 34 - 36 3/8"
Finish	Integrated (panel ready)	Black Stainless Steel, proud handle
Performance		
ADA compliant		
Energy Star certified	●	●
Energy usage	286 kWh/year	263kWh/year
Water usage	3.90 gal	3.28 gallon running both tubs
Built-in water softener	●	
SmartDrive™ technology	●	●
Capacity and loading		
Place settings	14	14
Accommodates round plates up to	12 1/4" (top) / 11" (bottom)	12 1/4" (top) / 11" (bottom)
Fold down tines	●	●
Pitch adjustable tines	●	●
Adjustable height, foldable cupracks	●	●
Fixed height, foldable cupracks		
Wash programs		15
Eco options	●	●
Control		
Internal wash selector	●	●
Child lock	●	
End of cycle beeps	●	●
Rinse aid indicator light	●	●
Knock to pause	●	
Electronic fault/Diagnostic indicator	●	●
Energy saving delay start option up to 12 hrs	●	●
Accessories		
Cutlery basket	2	2
Kick strip	●	●
Warranty*	Limited 2 year parts and labor	Limited 2 year parts and labor

CONTEMPORARY DOUBLE DISHDRAWER™



Model no.	DD24DCTX9 N	DD24DCTB9 N
Price (UMRP)	\$1,499	\$1,499
SKU	81599	81598
Type of appliance	Stainless Steel Double DishDrawer™ Tall with Recessed Handle	Black Double DishDrawer™ Tall with Recessed Handle
Dimensions (excluding handle)	D: 22 9/16" x W: 23 9/16" x H: 34 - 36 3/8"	D: 22 9/16" x W: 23 9/16" x H: 34 - 36 3/8"
Finish	EZKleen stainless steel, pocket handle	Black, pocket handle
Performance		
ADA compliant		
Energy Star certified	●	●
Energy usage	265 kWh/year	265 kWh/year
Water usage	3.44 gallon running both tubs	3.44 gallon running both tubs
Built-in water softener		
SmartDrive™ technology	●	●
Capacity and loading		
Place settings	14	14
Accommodates round plates up to	12 1/4" (top) / 11" (bottom)	12 1/4" (top) / 11" (bottom)
Fold down tines	●	●
Pitch adjustable tines	●	●
Adjustable height, foldable cupracks	●	●
Fixed height, foldable cupracks		
Wash programs	15	15
Eco options	●	●
Control		
Child lock	●	●
Internal wash selector		
End of cycle beeps	●	●
Rinse aid indicator light	●	●
Knock to pause		
Electronic fault/Diagnostic indicator	●	●
Energy saving delay start option up to 12 hrs	●	●
Accessories		
Cutlery basket	2	2
Kick strip	●	●
Warranty*	Limited 2 year parts and labor	Limited 2 year parts and labor

SINGLE DISHDRAWER™



Model no.	DD24STX6I1	DD24STX6HI1
Price (UMRP)	\$1,199	\$1,299
SKU	82165	82166
Type of appliance	Integrated Single DishDrawer™	Integrated Single DishDrawer™ with Water Softener
Dimensions (excluding handle)	D: 21 3/4" x W: 23 9/16" x H: 17 7/8"	D: 21 3/4" x W: 23 9/16" x H: 17 7/8"
Finish	Integrated (panel ready)	Integrated (panel ready)
Performance		
ADA compliant	●	●
Energy Star certified	TBC	TBC
Energy usage	TBC	TBC
Water usage	TBC	TBC
Built-in water softener		●
SmartDrive™ technology	●	●
Capacity and loading		
Place settings	7	7
Accommodates round plates up to	12 1/4"	12 1/4"
Fold down tines	●	●
Pitch adjustable tines	●	●
Adjustable height, foldable cupracks	●	●
Wine glass supports with stemware grippers	●	●
Wash programs	8	8
Auto	●	●
Heavy	●	●
Medium	●	●
Light	●	●
60 min	●	●
Glassware	●	●
Rinse	●	●
Eco	●	●
Control		
Knock to pause	●	●
Spray arm sensing	●	●
Wifi connectable	●	●
Internal wash selector	●	●
Child lock	●	●
End of cycle beeps	●	●
Rinse aid indicator light	●	●
Energy saving delay start option up to 12 hrs	●	●
Electronic fault / Diagnostic indicator	●	●
Accessories		
Cutlery basket	●	●
Knife clip & Multipurpose clip	●	●
Power requirements		
Rated Current	15A	15A
Supply Voltage	120V	120V
Supply Frequency	60 Hz	60 Hz
Amp draw	5.0A	5.0A
Warranty*	Limited 2 year parts and labor	Limited 2 year parts and labor

SINGLE DISHDRAWER™



Model no.	DD24SHT19 N	DD24STI9 N
Price (UMRP)	\$999	\$899
SKU	81219	81220
Type of appliance	Integrated Panel Ready Single DishDrawer™ Tall Softener	Integrated Panel Ready Single DishDrawer™ Tall
Dimensions (excluding handle)	D: 22 1/2" x W: 23 9/16" x H: 17 7/8"	D: 22 1/2" x W: 23 9/16" x H: 17 7/8"
Finish	Integrated (panel ready)	Integrated (panel ready)
Performance		
ADA compliant	●	●
Energy Star certified	●	●
Energy usage	152 kWh/year	144 kWh/year
Water usage	1.79 gallon/cycle	1.64 gallon/cycle
Built-in water softener	●	
SmartDrive™ technology	●	●
Capacity and loading		
Place settings	7	7
Accommodates round plates up to	12 1/4"	12 1/4"
Fold down tines	●	●
Pitch adjustable tines	●	●
Adjustable height, foldable cupracks	●	●
Fixed height, foldable cupracks		
Wash programs	15	15
Eco options	●	●
Control		
Internal wash selector	●	●
Child lock	●	●
End of cycle beeps	●	●
Rinse aid indicator light	●	●
Electronic fault/Diagnostic indicator	●	●
Knock to pause	●	●
Energy saving delay start option up to 12 hrs	●	●
Accessories		
Cutlery basket	●	●
Warranty*	Limited 2 year parts and labor	Limited 2 year parts and labor

SINGLE DISHDRAWER™



Model no.	DD24SDFTX9 N	DD24SI9 N
Price (UMRP)	\$999	\$799
SKU	81223	81221
Type of appliance	Stainless Steel Single DishDrawer™ with Contemporary Handle	Integrated Panel Ready Single DishDrawer™
Dimensions (excluding handle)	D: 22 9/16" x W: 23 9/16" x H: 18 13/16"	D: 22 1/2" x W: 23 9/16" x H: 16 1/8"
Finish	EZKleen stainless steel, proud handle	Integrated (panel ready)
Performance		
ADA compliant	●	●
Energy Star certified	●	●
Energy usage	144 kWh/year	144 kWh/year
Water usage	1.64 gallon/cycle	1.64 gallon/cycle
Built-in water softener		
SmartDrive™ technology	●	●
Capacity and loading		
Place settings	7	7
Accommodates round plates up to	12 1/4"	11"
Fold down tines	●	●
Pitch adjustable tines	●	●
Adjustable height, foldable cupracks	●	●
Fixed height, foldable cupracks		
Wash programs	15	15
Eco options	●	●
Control		
Internal wash selector	●	●
Child lock	●	●
End of cycle beeps	●	●
Rinse aid indicator light	●	●
Electronic fault/Diagnostic indicator	●	●
Knock to pause		●
Energy saving delay start option up to 12 hrs	●	●
Accessories		
Cutlery basket	●	2
Warranty*	Limited 2 year parts and labor	Limited 2 year parts and labor

SINGLE DISHDRAWER™



Model no.	DD24SCTX9 N	DD24SCTB9 N
Price (UMRP)	\$899	\$899
SKU	81606	81605
Type of appliance	Stainless Steel Single DishDrawer™ with Recessed Handle	Black Single DishDrawer™ with Recessed Handle
Dimensions (excluding handle)	D: 22 9/16" x W: 23 9/16" x H: 17 7/8"	D: 22 9/16" x W: 23 9/16" x H: 17 7/8"
Finish	EZKleen stainless steel, pocket handle	Black, pocket handle
Performance		
ADA compliant	●	●
Energy Star certified	●	●
Energy usage	151 kWh/year	151 kWh/year
Water usage	1.81 gallon	1.81 gallon
Built-in water softener		
SmartDrive™ technology	●	●
Capacity and loading		
Place settings	7	7
Accommodates round plates up to	12 1/4"	12 1/4"
Fold down tines	●	●
Pitch adjustable tines	●	●
Adjustable height, foldable cupracks	●	●
Fixed height, foldable cupracks		
Wash programs	15	15
Eco options	●	●
Control		
Internal wash selector		
Child lock	●	●
End of cycle beeps	●	●
Rinse aid indicator light	●	●
Knock to pause		
Electronic fault/Diagnostic indicator	●	●
Energy saving delay start option up to 12 hrs	●	●
Accessories		
Cutlery basket	2	2
Warranty*	Limited 2 year parts and labor	Limited 2 year parts and labor

SINGLE DISHDRAWER™



Model no.	DD24SCTW9 N	DD24SAX9 N
Price (UMRP)	\$899	\$799
SKU	81604	81603
Type of appliance	White Single DishDrawer™ with Recessed Handle	Stainless Steel Single DishDrawer™ with Recessed Handle
Dimensions (excluding handle)	D: 22 9/16" x W: 23 9/16" x H: 17 7/8"	D: 22 9/16" x W: 23 9/16" x H: 16 1/8"
Finish	White, pocket handle	EZKleen stainless steel, pocket handle
Performance		
ADA compliant	●	●
Energy Star certified	●	●
Energy usage	151 kWh/year	144 kWh/year
Water usage	1.81 gallon	1.64 gallon/cycle
Built-in water softener		
SmartDrive™ technology	●	●
Capacity and loading		
Place settings	7	7
Accommodates round plates up to	12 1/4"	11"
Fold down tines	●	●
Pitch adjustable tines	●	
Adjustable height, foldable cupracks	●	
Fixed height, foldable cupracks		●
Wash programs	15	6
Eco options	●	●
Control		
Internal wash selector		●
Child lock	●	●
End of cycle beeps	●	●
Rinse aid indicator light	●	●
Knock to pause		●
Electronic fault/Diagnostic indicator	●	
Energy saving delay start option up to 12 hrs	●	●
Accessories		
Cutlery basket	2	●
Warranty*	Limited 2 year parts and labor	Limited 2 year parts and labor

INTEGRATED DISHWASHER



Model no.	DW24U211	DW24U611
Price (UMRP)	\$999	\$1,199
SKU	81871	81872
Type of appliance	Panel Ready dishwasher	Panel Ready dishwasher
Product Dimensions (excluding handle and custom door panel)	D: 22 3/4" x W: 23 3/4" x H: 32 5/16" - 36 1/2"	D: 22 3/4" x W: 23 3/4" x H: 32 5/16" - 36 1/2"
Finish	Integrated (panel ready)	Integrated (panel ready)
Performance		
Noise (dBA)	48	46
Energy star	yes	yes
Energy usage	232 kWh/year	232 kWh/year
Water usage	3 gal/cycle	3 gal/cycle
Features		
Quiet operation	●	●
ThermoDry system	●	●
Variable wash pressure technology	●	●
Three-stage filtration system	●	●
Capacity and loading		
Place settings	12	14
Fold down tines	●	●
Pitch adjustable tines		●
Easy lift height adjustable basket	●	●
Height adjustable fold down cup racks	●	●
Wine glass supports	●	●
Height adjustable rear wine glass supports		●
Full width cutlery/utensil tray		●
Cutlery basket	●	
Accommodates plates up to	10 1/4"	10 1/4"
Wash programs	6	7
Eco options	●	●
Control		
Floor light cycle feedback		●
Interior lighting		●
Child lock	●	●
End of cycle beeps	●	●
Energy saving delay start option up to 12 hrs	●	●
Rinse aid indicator light	●	●
Accessories		
infill bracket for tall install	●	●
Kick strip	black	black
Warranty*	Limited 2 year parts and labor	Limited 2 year parts and labor

DISHDRAWER & DISHWASHER ACCESSORIES

DISHDRAWER DOOR PANELS

Model no.	ADDD24S N	ADDD24D N	ADDD24ST N	ADDD24DT N
Price (UMRP)	\$149	\$219	\$139	\$219
SKU	81262	88669	81263	81261
Type of appliance	Contemporary Stainless Accessory Door for DD24SI9 N for Single DishDrawer™	Contemporary Stainless Accessory Doors for DD24DI9 N for Double DishDrawer™	Contemporary Stainless Accessory Door for DD24STI9 N for Single Tall DishDrawer™	Contemporary Stainless Accessory Door for DD24DTI9 N for Double Tall DishDrawer™

DISHWASHER DOOR PANELS

Model no.	AD-DW ADA	AD-DW T
Price (UMRP)	\$129	\$149
SKU	82085	82084
Type of appliance	Stainless Steel Accessory Dishwasher Door Panel, ADA Compliant Installation	Stainless Steel Accessory Dishwasher Door Panel, Full Size Installation

HANDLE KITS



Model no.	AHV2-DD24 N	AHS-OBDD-60S	AHD3-OBDD-60S	AHP2-DWDD-SX
Price (UMRP)	\$129	\$89	\$89	\$129
SKU	81727	81671	81908	82142
Type of appliance	Professional Square 1 pc Handle Kit for DishDrawer™ & Dishwasher	Contemporary Round 1 pc Handle Kit Single DishDrawer™ **Also fits 24" Wall Ovens, 24" Warming Drawers & 24" Steam Oven models**	Contemporary Square Single DishDrawer™ 1 pc Handle Kit	Professional Round 1 pc Handle Kit for DishDrawer™ & Dishwasher



Model no.	AHP3-DWDD-SX
Price (UMRP)	\$129
SKU	82140
Type of appliance	Professional Round Flush 1 pc Handle Kit for DishDrawer™ & Dishwasher

HOSE EXTENSION

Model no.	KD-DDEXT1
Price	\$49 (MSRP)
SKU	525798
Type of appliance	DishDrawer™ hose extension
Dimensions	D: 12" x W: 12" x H: 5"

FRONT LOAD COMPACT WASHERS



Model no.	WH2424F1	WH2424P1	WH2424P2
Price (UMRP)	\$1,299	\$1,019	\$1,019
SKU	96235	96236	96542
Type of appliance	2.4 cu ft 24" Front Load Fabricsmart Washer	2.4 cu ft 24" Front Load Washsmart Washer	24" Front Load Washer, 2.4 cu ft, Washsmart (plugs directly into DE4024P2 Dryer)
Dimensions	D: 25 13/32" x W: 23 19/32" x H: 33 15/32"	D: 25 13/32" x W: 23 19/32" x H: 33 15/32"	D: 25 13/32" x W: 23 19/32" x H: 33 15/32"
Finish	White	White	White
Performance			
Detergent	High efficiency		
Max spin speed	1400rpm	1400rpm	1400rpm
SmartDrive™ Technology	●	●	●
Soak option	●		
Spin speeds	4	4	4
Vortex Wash	●	●	●
Wash cycles	16	13	13
Consumption			
Energy rating	EnergyStar	EnergyStar	EnergyStar
Water usage (per wash cycle)	61 L	73 L	73 L
Wash Features			
Add a Garment (immediate door opening)	●	●	●
Anti-fungal door gasket	●	●	●
Auto out of balance correction	●	●	●
Automatic water level	●	●	●
Choice of cold only or hot & cold water inlets	●	●	●
Customise cycle	●	●	●
Delay start	●	●	●
Door and gasket flush	●	●	●
Eco/Eco Rinse	●	●	●
Excess foam detection	●	●	●
Extra rinse option	●	●	●
Flood protection	●	●	●
Interior light	●		
Keylock	●	●	●
No spin	●	●	●
Pre Wash	●	●	●
SmartTouch™ Control Dial	●	●	●
Spin speeds	No spin, 500, 800, 1100, 1400	No spin, 500, 800, 1100, 1400	No spin, 500, 800, 1100, 1400
Water inlet	Hot & Cold	Hot & Cold	Hot & Cold
Water temperature controls	5	5	5
Main Features			
Capacity (dry load)	2.4 cu ft	2.4 cu ft	2.4 cu ft
Wash Cycles			
Wash programs	13	13	13
Warranty*	Limited 2 year parts and labor	Limited 2 year parts and labor	Limited 2 year parts and labor

FRONT LOAD COMPACT DRYERS



Model no.	DE4024P1	DE4024P2
Price (UMRP)	\$1,079	\$1,079
SKU	96243	96541
Type of appliance	4.0 cu ft 24" Electric Condensing Dryer	24" Electric Dryer, 4.0 cu ft, Condensing (accept plug directly from WH2424P2 Washer)
Dimensions	D: 25 13/32" x W: 23 19/32" x H: 33 15/32"	D: 25 13/32" x W: 23 19/32" x H: 33 15/32"
Finish	White	White
Performance		
Auto sensing	●	●
Condensing	●	●
Dryness Levels	5	5
Reverse tumbling	Sheets cycle	Sheets cycle
Temperature settings	4	4
Timed dry	●	●
Style And Series		
Product Series	Series 7	Series 7
Product Style	Condensing	Condensing
Dry Features		
Clean Lint Filter Indicator	●	●
Delay start	●	●
Drum Interior Light	●	●
Drying Progress Indicator	●	●
Drying rack	●	●
Easy access lint filter	●	●
End of cycle signal	●	●
Keylock	●	●
SmartTouch™ Control Dial	●	●
Stainless steel drum	●	●
Time to go	●	●
Wrinkle Free	●	●
Main Features		
Dryer Capacity	4.0 cu ft	4.0 cu ft
Dry Cycles	15	15
Warranty*	Limited 2 year parts and labor	Limited 2 year parts and labor

LAUNDRY ACCESSORIES

Model no.	DK6-2	CKL-DRFL1
Price	\$29 (UMRP)	\$79 (MSRP)
SKU	428075	98741
Type of appliance	Front Load Compact Laundry Stacking Kit	LP Conversion kit for Front Load Dryer

DCS PICTURE PRICE GUIDE

DCS

AUGUST 1, 2021

TABLE OF CONTENTS

Series 9 Grills01
Series 9 Grill Attachments02
Series 7 Grills04
Series 7 Grill Attachments08
Joining Solutions09
Freestanding Grill Carts10
Cart Accessories and Side Shelves12
Refrigeration13
Refrigeration Accessories14
Beer Dispensers15
Beverage Chiller And Accessory16
Access Drawers17
Access Doors19
Tower Drawers21
Trash Bin23
Dry Pantry24
Outdoor Warming Drawer25
Built-In Patio Heater26
Insulated Jackets27
Storage Units28
Grill Covers29
Accessories33

SERIES 9 GRILLS



MODEL no. (Natural / LP)	BEI-48RC-N / BEI-48RC-L	BEI-36RC-N / BEI-36RC-L
Price (UMRP)	\$6,699	\$5,699
SKU (Natural / LP)	71437 / 71438	71439 / 71440
Type of appliance	48" Series 9 Grill	36" Series 9 Grill
Product Dimensions	D: 26 7/8" x W: 47 15/16" x H: 27 1/4"	D: 26 7/8" x W: 35 15/16" x H: 27 1/4"
Cutout Dimensions	D: 22 3/4" x W: 45 3/4" x H: 10 1/8"	D: 22 3/4" x W: 34 1/2" x H: 10 1/8"
Cooking Surface Area	1593 sq in	1164 sq in
Primary Cooking Area	855 sq in	630 sq in
Secondary Cooking Area	738 sq in	534 sq in
Features		
Full Surface Searing	●	●
Double Sided Grill Grates	Flat and angled position	Flat and angled position
Grease Management System™	●	●
Secondary cooking	2-level racks and tray	2-level racks and tray
Full charcoal burner/smoker	●	●
Giddle Plate	BGC-GP (optional) (\$319)	BGC-GP (optional) (\$319)
Hybrid IR Burner	BGC-IR (optional) (\$319)	BGC-IR (optional) (\$319)
Rotisserie	●	●
One Step Direct Burner Ignition	Hot surface ignition	Hot surface ignition
304 Grade Stainless Steel	●	●
Hood Temperature Gauge	●	●
Total Power in BTU (NG)	118,000	89,000
U-Burner Power in BTU (NG)	4 x 25,000	3 x 25,000
Rotisserie Burner Power in BTU (NG)	18,000	14,000
Install Options		
Built-in	● (Optional insulated jacket BGA48-IJS (\$869) / BGA54-IJS (\$919))	● (Optional insulated jacket BGA36-IJS (\$819) / BGA42-IJS (\$839))
On Cart (to be ordered separately)	CAD1-48E (\$2,399)	CAD1-36E (\$1,999)
Cover Options (Purchased Separately)		
Built-in / On Cart	ACBI-48E (\$169) / ACC-48E (\$249)	ACBI-36E (\$139) / ACC-36E (\$209)
Gas Requirements		
1/2" NPT Male	●	●
LP Hose with Regulator and Type 1 Connector (LP only)	●	●
Optional Accessories		
6" Series 9 Accessory Storage Unit	ASE6-48 (\$299)	ASE6-36 (\$299)
Warranty		
Limited Lifetime Warranty on Select Components* Labor	● Limited 2 years	● Limited 2 years

SERIES 9 GRILL ATTACHMENTS



MODEL no. (Natural / LP)	BE1-30AG-N / BE1-30AG-L	GDE1-30-N / GDE1-30-L	GDSBE1-302-N / GDSBE1-302-L
Price (UMRP)	\$3,299	\$3,499	\$2,799
SKU (Natural / LP)	71441 / 71442	71464 / 71465	71469 / 71470
Type of appliance	30" Series 9 All Grill	30" Series 9 Griddle	30" Series 9 Double Side Burner / Griddle
Product Dimensions (excluding covers)	D: 26 7/8" x W: 30" x H: 10 1/2"	D: 26 7/8" x W: 30" x H: 10 1/2"	D: 26 7/8" x W: 30" x H: 10 1/2"
Cutout Dimensions (proud installation)	D: 22 3/4" x W: 28 1/2" x H: 10 1/8"	D: 22 3/4" x W: 28 1/2" x H: 10 1/8"	D: 22 3/4" x W: 28 1/2" x H: 10 1/8"
Cooking Surface Area	525 sq in	500 sq in	244 sq in
Features			
Double Sided Grill Grates	•		
Grease Management System™	•		
Thermostat control		•	
Flame failure		•	
304 Stainless Steel Griddle Plate		•	•
Dual temperature zones		•	
Side Burners			•
Hot Surface Ignition	•	•	•
One Step Direct Burner Ignition			
Illuminated Dials	•	•	•
Metal dials	•	•	•
Removable Drip Tray	•	•	•
Stainless Steel Cover incl.	•	•	•
Total Power in BTU (NG)	50,000	40,000	46,000
U-Burner Power in BTU (NG)	2 x 25,000	2 x 20,000	12,000
Number of U-burners	2	2	1
Side Burner Power in BTU			2 x 17,000
Install Options			
Built-in	•	•	•
On Cart (to be ordered separately)	CAD1-30E (\$1,499)	CAD1-30E (\$1,499)	CAD1-30E (\$1,499)
Cover Options (Purchased Separately)			
Built-in	BFG30-ACBI (\$139)	BFG30-ACBI (\$139)	BFG30-ACBI (\$139)
On Cart			
Gas Requirements			
1/2" NPT Male with a 3/8" Flare Adapter	•	•	•
LP Hose with Regulator and Type 1 Connector (LP only)	•	•	•
Warranty			
Limited Lifetime Warranty on Select Components*	•	•	•
Labor	Limited 2 years	Limited 2 years	Limited 2 years

SERIES 9 GRILL ATTACHMENTS



MODEL no. (Natural / LP)	PBE1-24-N / PBE1-24-L	SBE1-142-N / SBE1-142-L
Price (UMRP)	\$2,399	\$1,349
SKU (Natural / LP)	71466 / 71467	71471 / 71472
Type of appliance	24" Series 9 Power Burner	14" Series 9 Double Side Burner
Product Dimensions (excluding covers)	D: 26 7/8" x W: 24" x H: 10 1/2"	D: 26 7/8" x W: 14 11/16" x H: 10 5/8"
Cutout Dimensions (proud installation)	D: 22 3/4" x W: 22 1/2" x H: 10 1/8"	D: 22 3/4" x W: 12 1/8" x H: 10 1/8"
Features		
2 piece removable grates	●	
Wok friendly trivet	●	
Cast brass burner	●	
Hot surface Ignition	●	●
Removable drip pan	●	
Small pan insert	●	
One Step Direct Burner Ignition		
Illuminated Dials	●	●
Metal dials	●	●
Removable Drip Tray	●	
Stainless Steel Cover incl.	●	●
Total Power in BTU	70,000	34,000
Minimum power in BTU	1,300	
Outer ring maximum BTU	40,000	
Inner ring maximum BTU	30,000	
Number of Side Burners		2
Side Burner Power in BTU		2 x 17,000
Install Options		
Built-in	● Optional insulated jacket BGA24-IJS (\$619)	●
On Cart (to be ordered separately)		
Gas Requirements		
1/2" NPT Male with a 3/8" Flare Adapter	●	●
LP Hose with Regulator and Type 1 Connector (LP only)	●	●
Warranty		
Limited Lifetime Warranty on Select Components*	●	●
Labor	Limited 2 years	Limited 2 years

SERIES 7 GRILLS



MODEL no. (Natural / LP)	BH1-48R-N / BH1-48R-L	BH1-48RS-N / BH1-48RS-L
Price (UMRP)	\$5,499	\$5,299
SKU (Natural / LP)	71444 / 71445	71446 / 71447
Type of appliance	48" Series 7 Grill	48" Series 7 Grill with Integrated Side Burners
Product Dimensions	D: 26 5/8" x W: 47 7/8" x H: 24 1/4"	D: 26 5/8" x W: 47 7/8" x H: 24 1/4"
Cutout Dimensions	D: 22 3/4" x W: 45 3/4" x H: 10 1/8"	D: 22 3/4" x W: 45 3/4" x H: 10 1/8"
Cooking Surface Area	1182 sq in	1115 sq in
Primary Cooking Area	855 sq in	630 sq in
Warming Rack Area	327 sq in	241 sq in
Side Burner Area		244 sq in
Features		
Full Surface Searing	●	●
Double Sided Grill Grates	●	●
Grease Management System™	●	●
Warming Rack	●	●
Griddle Plate	BGC-GP (optional) (\$319)	BGC-GP (optional) (\$319)
Hybrid IR Burner	BGC-IR (optional) (\$319)	BGC-IR (optional) (\$319)
Rotisserie	●	●
Side Burners		●
One Step Direct Burner Ignition	Spark ignition	Spark ignition
304 Grade Stainless Steel	●	●
Hood Temperature Gauge	●	●
Total Power in BTU (NG)	121,500	126,500
U-Burner Power in BTU (NG)	4 x 25,000	3 x 25,000
Side Burner Power in BTU (NG)		2 x 17,000
Rotisserie Burner Power in BTU (NG)	18,000	14,000
Smoker Burner Power in BTU (NG)	3,500	3,500
Install Options		
Built-in	● (Optional insulated jacket BGA48-IJS (\$869) / BGA54-IJS (\$919))	● (Optional insulated jacket BGA48-IJS (\$869) / BGA54-IJS (\$919))
On Cart (to be ordered separately)	CAD1-48E (\$2,399)	CAD1-48E (\$2,399)
Cover Options (Purchased Separately)		
Built-in / On Cart	ACBI-48 (\$169) / ACC-48 (\$249)	ACBI-48SB (\$169) / ACC-48SB (\$229)
Gas Requirements		
1/2" NPT Male with a 3/8" Flare Adapter	●	●
LP Hose with Regulator and Type 1 Connector (LP only)	●	●
Optional Accessories		
6" Series 7 Accessory Storage Unit	ASH6-48 (\$299)	ASH6-48 (\$299)
Warranty		
Limited Lifetime Warranty on Select Components*	●	●
Labor	Limited 2 years	Limited 2 years

SERIES 7 GRILLS



MODEL no. (Natural / LP)	BH1-36R-N / BH1-36R-L
Price (UMRP)	\$4,499
SKU (Natural / LP)	71448 / 71449
Type of appliance	36" Series 7 Grill
Product Dimensions	D: 26 5/8" x W: 35 7/8" x H: 24 1/4"
Cutout Dimensions	D: 22 3/4" x W: 34 1/2" x H: 10 1/8"
Cooking Surface Area	871 sq in
Primary Cooking Area	630 sq in
Warming Rack Area	241 sq in
Side Burner Area	
Features	
Full Surface Searing	●
Double Sided Grill Grates	●
Grease Management System™	●
Warming Rack	●
Griddle Plate	BGC-GP (optional) (\$319)
Hybrid IR Burner	BGC-IR (optional) (\$319)
Rotisserie	●
Side Burners	●
One Step Direct Burner Ignition	●
304 Grade Stainless Steel	●
Hood Temperature Gauge	●
Total Power in BTU (NG)	92,500
U-Burner Power in BTU (NG)	3 x 25,000
Rotisserie Burner Power in BTU (NG)	14,000
Smoker Burner Power in BTU (NG)	3,500
Install Options	
Built-in	● (Optional insulated jacket BGA36-IJS (\$819) / BGA42-IJS (\$839))
On Cart (to be ordered separately)	CAD1-36E (\$1,999)
Cover Options (Purchased Separately)	
Built-in / On Cart	ACBI-36 (\$139) / ACC-36 (\$209)
Gas Requirements	
1/2" NPT Male with a 3/8" Flare Adapter	●
LP Hose with Regulator and Type 1 Connector (LP only)	●
Optional Accessories	
6" Series 7 Accessory Storage Unit	ASH6-36 (\$299)
Warranty	
Limited Lifetime Warranty on Select Components*	●
Labor	Limited 2 years

SERIES 7 GRILLS



MODEL no. (Natural / LP)	BH1-30R-N / BH1-30R-L	BGC30-BQ-N / BGC30-BQ-L
Price (UMRP)	\$3,199	\$2,499
SKU (Natural / LP)	71450 / 71451	71452 / 71453
Type of appliance	30" Series 7 All Grill	30" Series 7 Grill, Non-Rotisserie
Product Dimensions	D: 26 5/8" x W: 30" x H: 24 1/4"	D: 27 5/16" x W: 30" x H: 24 1/4"
Cutout Dimensions	D: 22 3/4" x W: 28 1/2" x H: 10 1/8"	D: 22 3/4" x W: 28 1/2" x H: 10 1/8"
Cooking Surface Area	748 sq in	748 sq in
Primary Cooking Area	553 sq in	553 sq in
Warming Rack Area	195 sq in	195 sq in
Features		
Full Surface Searing	●	●
Warming Rack	●	●
Rotisserie	●	
One Step Direct Burner Ignition	●	●
304 Grade Stainless Steel	●	●
Hood Temperature Gauge	●	
Total Power in BTU (NG)	64,000	50,000
U-Burner Power in BTU (NG)	2 x 25,000	2 x 25,000
Rotisserie Burner Power in BTU (NG)	14,000	
Install Options		
Built-in	● (Optional insulated jacket BGB30-IJS (\$719)	● (Optional insulated jacket BGB30-IJS (\$719)
On Cart (to be ordered separately)	CSS-30 (\$999) / CAD1-30E (\$1,499)	CSS-30 (\$999) / CAD1-30E (\$1,499)
Cover Options (Purchased Separately)		
Built-in / On Cart	ACBI-30 (\$129) / ACC-30 (\$179)	ACBI-30 (\$129) / ACC-30 (\$179)
Gas Requirements		
1/2" NPT Male with a 3/8" Flare Adapter	●	●
LP Hose with Regulator and Type 1 Connector (LP only)	●	●
Warranty		
Limited Lifetime Warranty on Select Components*	●	●
Labor	Limited 2 years	Limited 2 years

SERIES 7 GRILL ATTACHMENTS



MODEL no. (Natural / LP)	BFGC-30G-N / BFGC-30G-L	BFGC-30BGD-N / BFGC-30BGD-L
Price (UMRP)	\$1,999	\$1,999
SKU (Natural / LP)	71454 / 71455	71474 / 71475
Type of appliance	30" Series 7 All Grill	30" Series 7 Side Burner and Griddle
Product Dimensions (excluding covers)	D: 26 5/8" x W: 30" x H: 10 1/2"	D: 26 5/8" x W: 30" x H: 10 1/2"
Cutout Dimensions (proud installation)	D: 22 3/4" x W: 28 1/2" x H: 10 1/8"	D: 22 3/4" x W: 28 1/2" x H: 10 1/8"
Cooking Surface Area	525 sq in	244 sq in
Features		
Full Surface Searing	●	●
Double Sided Grill Grates	●	
Grease Management System™	●	
Griddle Plate		●
Side Burners		●
One Step Direct Burner Ignition	●	●
304 Grade Stainless Steel	●	●
Stainless Steel Cover incl.	●	●
Total Power in BTU (NG)	50,000	46,000
U-Burner Power in BTU (NG)	2 x 25,000	1 x 12,000
Number of U-burners	2	1
Side Burner Power in BTU		2 x 17,000
Install Options		
Built-in	● (Optional insulated jacket BGB30-IJS (\$719)	● (Optional insulated jacket BGB30-IJS (\$719)
On Cart (to be ordered separately)	CSS-30 (\$999) / CAD1-30E (\$1,499)	CSS-30 (\$999) / CAD1-30E (\$1,499)
Cover Options (Purchased Separately)		
Built-in	BFG30-ACBI (\$139)	BFG30-ACBI (\$139)
On Cart		
Gas Requirements		
1/2" NPT Male with a 3/8" Flare Adapter	●	●
LP Hose with Regulator and Type 1 Connector (LP only)	●	●
Warranty		
Limited Lifetime Warranty on Select Components*	●	●
Labor	Limited 2 years	Limited 2 years

SERIES 7 GRILL ATTACHMENTS



MODEL no. (Natural / LP)	BGC132-BI-N / BGC132-BI-L
Price (UMRP)	\$1,049
SKU (Natural / LP)	71476 / 71477
Type of appliance	14" Series 7 Double Side Burner
Product Dimensions	D: 26 5/8" x W: 14 9/16" x H: 10 5/8"
Cut-out Dimensions (proud installation)	D: 22 3/4" x W: 12 1/8" x H: 10 1/8"
Features	
Built-in Installation	●
One Step Direct Burner Ignition	●
304 Grade Stainless Steel	●
Stainless Steel Cover incl.	●
Total Power in BTU	34,000
Side Burner Power in BTU	2 x 17,000
Install Options	
Built-in	●
Gas Requirements	
1/2" NPT Male with a 3/8" Flare Adapter	●
LP Hose with Regulator and Type 1 Connector (LP only)	●
Warranty	5 Year Limited warranty

JOINING SOLUTIONS



MODEL no.	BND-CNR	CAD30-BB	WR24RTD
Price (UMRP)	\$269	\$479	\$529
SKU	70896	70860	70878
Type of appliance	Bend Corner Bracket	Brazilian Cherry Wood Back Bar BFGC/CAD30	Wrapper, Refrigerator, Beer Tap, Drawers

Description

Create extra counter space for your Freestanding Outdoor Kitchen with the Corner Bracket and Solid Surface. The Corner Solid Surface can be bought separately, otherwise specifications are included for a customized surface to match your countertop. Rated to hold 200lbs.

This back bar attaches to your cart to create a full 360 degrees of service around your cart model grill. Utilize this as a service area or additional preparation area.

Integrate the DCS Outdoor Refrigerator, Refrigerated Drawers or Beer Dispenser with the rest of your Freestanding Outdoor Kitchen with a DCS Wrapper. This creates additional preparation and serving space. The Wrapper Solid Surface can be bought separately, otherwise specifications are included for a customized surface to match your countertop.

Warranty	Limited 2 Years	Limited 2 Years	Limited 2 Years
----------	-----------------	-----------------	-----------------



MODEL no.	CAD-BEND	WR15I
Price (UMRP)	\$619	\$489
SKU	70895	70875
Type of appliance	Bend Unit	Wrapper for Ice Maker

Description

Bend Units offer the flexibility to design your Freestanding Outdoor Kitchen to fit your space. Ideal if space is minimal, two Bend Units will turn a straight line-up into a 90° corner format. Specifications are included for a customized surface to match your countertop.

Integrate the DCS Ice Maker with the rest of your Freestanding Outdoor Kitchen with a DCS Wrapper. This creates additional preparation and serving space. Specifications are included for a customized surface to match your countertop.

Warranty	Limited 2 Years	Limited 2 Years
----------	-----------------	-----------------

FREESTANDING GRILL CARTS



MODEL no.	CAD1-48E	CAD1-36E
Price (UMRP)	\$2,399	\$1,999
SKU	71527	71526
Type of appliance	48" Grill CAD Cart with Access Drawers	36" Grill CAD Cart with Access Drawers
Product Dimensions (excluding handle)	D: 25 1/2" x W: 47 15/16" x H: 35 1/2"	D: 25 1/2" x W: 47 15/16" x H: 35 1/2"
Features		
Finish	304 Grade Stainless Steel	304 Grade Stainless Steel
Weather Resistant	•	•
Built-in Installation	•	•
Accessories Included		
Side Shelf Kit		
Optional Accessories		
Side Shelf Kit	CAD1-SK (\$299)	CAD1-SK (\$299)
Wastebasket Holder	WBH-ADRICAD (\$199)	WBH-ADRICAD (\$199)
Adjustable Leveling Feet to create a Stationary Cart	CAD-LVL (\$119)	CAD-LVL (\$119)
Tank Drawer Bottom Cover	TDBC-ADRICAD (\$99)	TDBC-ADRICAD (\$99)
Warranty	5 Year Limited warranty	5 Year Limited warranty



MODEL no.	CAD1-30E
Price (UMRP)	\$1,499
SKU	71525
Type of appliance	30" CAD Cart with Access Drawers
Product Dimensions (excluding handle)	D: 25 1/2" x W: 30" x H: 35 1/2"
Features	
Finish	304 Grade Stainless Steel
Weather Resistant	•
Built-in Installation	•
Accessories Included	
Side Shelf Kit	
Optional Accessories	
Side Shelf Kit	CAD1-SK (\$299)
Wastebasket Holder	WBH-ADRICAD (\$199)
Adjustable Leveling Feet to create a Stationary Cart	CAD-LVL (\$119)
Tank Drawer Bottom Cover	TDBC-ADRICAD (\$99)
Warranty	5 Year Limited warranty

FREESTANDING GRILL CARTS



MODEL no.	CSS-30
Price (UMRP)	\$999
SKU	71320
Type of appliance	30" CSS Cart with Single Door
Product Dimensions (excluding handle)	D: 25 1/2" x W: 30" x H: 35 3/4"
Features	
Finish	304 Grade Stainless Steel
Weather Resistant	●
Built-in Installation	●
Accessories Included	
Side Shelf Kit	1
Optional Accessories	
Side Shelf Kit	CSS-SK (\$99)
Back Bar	
Wastebasket Holder	
Adjustable Leveling Feet to create a Stationary Cart	
Tank Drawer Bottom Cover	
Warranty	5 Year Limited warranty

CART ACCESSORIES AND SIDE SHELVES




MODEL no.	CAD1-SK	CSS-SK	CAD-LVL
Price (UMRP)	\$299	\$99	\$119
SKU	71189	71323	70862
Type of appliance	Side Shelf for CAD Cart	Side Shelf for CSS Cart	Leveling Legs for CAD Carts
Description	Attached to your Freestanding Cart, 24" heavy-duty, stainless steel side shelf kits offer a sturdy expansive workspace that folds down when not in use.	Attached to your Freestanding Cart, 20" heavy-duty stainless steel side shelf kits offer a sturdy expansive workspace that folds down when not in use.	The Leveling Legs turn your Freestanding Kitchen into a stationary kitchen.




MODEL no.	AP-CBB	AP-CBW
Price (UMRP)	\$49	\$249
SKU	71197	71321
Type of appliance	Bamboo Cutting Board / CAD Side Shelf Insert	Dark Walnut Cutting Board / CAD Side Shelf Insert
Description	A sturdy cutting board is an essential in the outdoor kitchen. DCS cutting boards are crafted from solid Bamboo, chosen for its quality and beauty. These boards are designed to convert your CAD Cart Side Shelf into a convenient cutting surface.	A sturdy cutting board is an essential in the outdoor kitchen. This DCS cutting board is crafted from solid Maple, chosen for its quality and beauty. The board is designed to convert your CAD Cart Side Shelf into a convenient cutting surface.

REFRIGERATION



MODEL no.	RF24RE4 / RF24LE4	RF24DE4
Price (UMRP)	\$2,899	\$3,999
SKU	71513 / 71514 (right hinge / left hinge)	71512
Type of appliance	24" Outdoor Refrigerator	24" Double Refrigerator Drawers
Product Dimensions	D: 23 23/32" (excluding handle) x W: 23 7/8" x H: 33 3/4" - 34 3/4"	D: 23 23/32" (excluding handle) x W: 23 7/8" x H: 33 3/4" - 34 3/4"
Cut-out Dimensions (proud installation)	D: 24" x W: 24" x H: 34 1/2"	D: 24" x W: 24" x H: 34 1/2"
Features		
Weather Resistant	•	•
304 Grade Stainless Steel	•	•
Capacity	6.1 cu ft	5.0 cu ft
Built-in or Freestanding	•	•
Outdoor Listed (CSA or UL)	•	•
Energy Star	•	•
Electrical Requirements	120V 60Hz	120V 60Hz
Warranty	5 Year Limited warranty	5 Year Limited warranty

REFRIGERATION ACCESSORIES



MODEL no.	RF151R2 / RF151L2
Price (UMRP)	\$3,499
SKU	71509 / 71510 (right hinge / left hinge)
Type of appliance	15" Outdoor Clear Ice Maker
Product Dimensions	D: 21 1/2" (excluding handle) x W: 14 7/8" x H: 34 1/4"
Cut-out Dimensions (proud installation)	D: 24" x W: 15" x H: 34 1/2"
Features	<ul style="list-style-type: none"> • Weather Resistant • 304 Grade Stainless Steel • Capacity • 35lbs of clear & square ice per day • Built-in or Freestanding • Outdoor Listed (CSA or UL) • Energy Star • Electrical Requirements • 120V 60Hz
Warranty	5 Year Limited warranty



MODEL no.	RFIDP
Price (UMRP)	\$649
SKU	70965
Type of appliance	Ice Maker Drain Pump
Description	For use with the RF151 Ice Maker if gravity drain cannot be utilized.

BEER DISPENSERS



MODEL no.	RF24TR2 / RF24TL2	RF24BTL2 / RF24BTL2
Price (UMRP)	\$3,699	\$3,999
SKU	71517 / 71518 (right hinge / left hinge)	71515 / 71516 (right hinge / left hinge)
Type of appliance	24" Outdoor Beer Dispenser - Single Tap	24" Outdoor Beer Dispenser - Dual Tap
Product Dimensions	D: 23 23/32" (excluding handle) x W: 23 7/8" x H: 33 3/4 - 34 3/4" (49 1/4" to top of tap handle)	D: 23 23/32" (excluding handle) x W: 23 7/8" x H: 33 3/4 - 34 3/4" (49 1/4" to top of tap handle)
Cut-out Dimensions (proud installation)	D: 24" x W: 24" x H: 34 1/2"	D: 24" x W: 24" x H: 34 1/2"
Features		
Weather Resistant	•	•
304 Grade Stainless Steel	•	•
Capacity	1/2 or 1/4 keg (5.7 cu ft)	1/2 or 1/4 or 2 x 1/6 kegs (5.7 cu ft)
Built-in or Freestanding	•	•
Outdoor Listed (CSA or UL)	•	•
Energy Star	•	•
Electrical Requirements	120V 60Hz	120V 60Hz
Warranty	5 Year Limited warranty	5 Year Limited warranty

BEVERAGE CHILLER AND ACCESSORY



MODEL no.	BC25	BC-BTTLEAC-25	BC1-25AC
Price (UMRP)	\$1,199	\$269	\$369
SKU	71034	71505	71504
Type of appliance	25" Beverage Chiller/Sink	Beverage Chiller Accessory	Series 9 Beverage Chiller Bottle Holder Accessory Front
Product Dimensions (including lid)	D: 21 15/16" x W: 26 3/8" x H: 12 1/16"	D: 6 5/8" x W: 21 1/16" x H: 10 3/8"	D: 6 5/8" x W: 21 1/16" x H: 10 3/8"
Features			
Finish	304 Grade Stainless Steel	304 Grade Stainless Steel	304 Grade Stainless Steel
Weather Resistant	●	●	●
Built-in Installation	●	●	●
Capacity	17gal	1L bottles	1L bottles
Install Dimensions			
Cutout Width	24 3/16"		
Cutout Depth	21 1/16"		
Accessories			
Condiment Storage Containers	4		
Lid	●		
Warranty	5 Year Limited warranty	5 Year Limited warranty	5 Year Limited warranty

ACCESS DRAWERS



MODEL no.	ADR2-48	ADR2-36
Price (UMRP)	\$1,799	\$1,499
SKU	71481	71482
Type of appliance	48" Access Drawers	36" Access Drawers
Product Dimensions (excluding handle)	D: 25 1/2" x W: 47 15/16" x H: 21 7/8"	D: 25 1/2" x W: 35 15/16" x H: 21 7/8"
Features		
Finish	304 Grade Stainless Steel	304 Grade Stainless Steel
Weather Resistant	•	•
Built-in Installation	•	•
Install Dimensions (Proud)		
Cutout Height (proud installation)	20"	20"
Cutout Width (proud installation)	46"	34"
Cutout Depth (proud installation)	24" min.	24" min.
Product Dimensions (Flush)		
Cutout Height (flush installation)	22 1/16"	22 1/16"
Cutout Width (flush installation)	48 3/16"	36 3/16"
Cutout Depth (flush installation)	26" min.	26" min.
Optional Accessories		
Tank Drawer Bottom Cover	TDBC-ADRICAD (\$99)	TDBC-ADRICAD (\$99)
Wastebasket Holder	WBH-ADRICAD (\$199)	WBH-ADRICAD (\$199)
Warranty	Limited 2 Years Parts & Labor	Limited 2 Years Parts & Labor

ACCESS DRAWERS



MODEL no.	ADR2-30	ADR2-24
Price (UMRP)	\$1,199	\$899
SKU	71483	71484
Type of appliance	30" Access Drawers	24" Access Drawers
Product Dimensions (excluding handle)	D: 25 1/2" x W: 30" x H: 21 7/8"	D: 25 1/2" x W: 24" x H: 21 7/8"
Features		
Finish	304 Grade Stainless Steel	304 Grade Stainless Steel
Weather Resistant	●	●
Built-in Installation	●	●
Install Dimensions (Proud)		
Cutout Height (proud installation)	20"	20"
Cutout Width (proud installation)	28"	22"
Cutout Depth (proud installation)	24" min.	24" min.
Product Dimensions (Flush)		
Cutout Height (flush installation)	22 1/16"	22 1/16"
Cutout Width (flush installation)	30 3/16"	24 3/16"
Cutout Depth (flush installation)	26" min.	26" min.
Optional Accessories		
Tank Drawer Bottom Cover	TDBC-ADRICAD (\$99)	TDBC-ADRICAD (\$99)
Wastebasket Holder	WBH-ADRICAD (\$199)	WBH-ADRICAD (\$199)
Warranty	Limited 2 Years Parts & Labor	Limited 2 Years Parts & Labor

ACCESS DOORS



MODEL no.	ADNI-20X48	ADNI-20X36
Price (UMRP)	\$649	\$549
SKU	71488	71489
Type of appliance	48" Access Doors	36" Access Doors
Product Dimensions (excluding handle)	D: 6 1/4" x W: 47 15/16" x H: 21 7/8"	D: 6 1/4" x W: 35 15/16" x H: 21 7/8"
Features		
Finish	304 Grade Stainless Steel	304 Grade Stainless Steel
Weather Resistant	●	●
Built-in Installation	●	●
Install Dimensions (Proud)		
Cutout Height (proud installation)	20"	20"
Cutout Width (proud installation)	46"	34"
Product Dimensions (Flush)		
Cutout Height (flush installation)	22 1/16"	22 1/16"
Cutout Width (flush installation)	48 3/16"	36 3/16"
Warranty	Limited 2 Years Parts & Labor	Limited 2 Years Parts & Labor

ACCESS DOORS



MODEL no.	ADN1-20X30	ADN1-20X24
Price (UMRP)	\$499	\$449
SKU	71490	71491
Type of appliance	30" Access Doors	24" Access Door
Product Dimensions (excluding handle)	D: 6 1/4" x W: 30" x H: 21 7/8"	D: 6 1/4" x W: 24" x H: 21 7/8"
Features		
Finish	304 Grade Stainless Steel	304 Grade Stainless Steel
Weather Resistant	●	●
Built-in Installation	●	●
Install Dimensions (Proud)		
Cutout Height (proud installation)	20"	20"
Cutout Width (proud installation)	28"	22"
Product Dimensions (Flush)		
Cutout Height (flush installation)	22 1/16"	22 1/16"
Cutout Width (flush installation)	30 3/16"	24 3/16"
Warranty	Limited 2 Years Parts & Labor	Limited 2 Years Parts & Labor

TOWER DRAWERS



MODEL no.	TDT1-20	TDD1-20
Price (UMRP)	\$1,349	\$1,049
SKU	71494	71495
Type of appliance	20" Tower Drawer Triple	20" Tower Drawer Double
Product Dimensions (excluding handle)	D: 25" x W: 20 5/16" x H: 29 1/8"	D: 25" x W: 20 5/16" x H: 21 7/8"
Features		
Finish	304 Grade Stainless Steel	304 Grade Stainless Steel
Weather Resistant	•	•
Built-in Installation	•	•
Install Dimensions (Proud)		
Cutout Height (proud installation)	28"	20 11/16"
Cutout Width (proud installation)	18 7/8"	18 7/8"
Cutout Depth (proud installation)	24" min.	24" min.
Product Dimensions (Flush)		
Cutout Height (flush installation)	29 5/16"	22 1/16"
Cutout Width (flush installation)	20 1/2"	20 1/2"
Cutout Depth (flush installation)	26" min.	26" min.
Warranty	Limited 2 Years Parts & Labor	Limited 2 Years Parts & Labor

TOWER DRAWERS



MODEL no.	TDS1-20
Price (UMRP)	\$749
SKU	71496
Type of appliance	20" Tower Drawer Single
Product Dimensions (excluding handle)	D: 25" x W: 20 5/16" x H: 9 5/8"
Features	
Finish	304 Grade Stainless Steel
Weather Resistant	●
Built-in Installation	●
Install Dimensions (Proud)	
Cutout Height (proud installation)	8 7/16"
Cutout Width (proud installation)	18 7/8"
Cutout Depth (proud installation)	24" min.
Product Dimensions (Flush)	
Cutout Height (flush installation)	9 13/16"
Cutout Width (flush installation)	20 1/2"
Cutout Depth (flush installation)	26" min.
Warranty	Limited 2 Years Parts & Labor

TRASH BIN



MODEL no.	TB1-20
Price (UMRP)	\$899
SKU	71497
Type of appliance	20" Double Trash/ Recycle Bin
Product Dimensions (excluding handle)	D: 25" x W: 20 5/16" x H: 29 1/8"
Features	
Finish	304 Grade Stainless Steel
Weather Resistant	●
Built-in Installation	●
Install Dimensions (Proud)	
Cutout Height (proud installation)	28"
Cutout Width (proud installation)	18 7/8"
Cutout Depth (proud installation)	24" min.
Product Dimensions (Flush)	
Cutout Height (flush installation)	29 5/16"
Cutout Width (flush installation)	20 1/2"
Cutout Depth (flush installation)	26" min.
Accessories	
Trash Bins Included	2
Size Trash Bins	10gal
Warranty	Limited 2 Years Parts & Labor

DRY PANTRY



MODEL no.	DP1-42
Price (UMRP)	\$2,499
SKU	71493
Type of appliance	42" Dry Pantry
Product Dimensions (excluding handle)	D: 25 11/16" x W: 42" x H: 30 1/2"
Features	
Finish	304 Grade Stainless Steel
Weather Resistant	●
Built-in Installation	●
Internal Drawer Height	3 11/16"
Internal Drawer Width	11 7/8"
Internal Drawer Depth	19 3/8"
Internal Wire Shelf Width	19 7/8"
Internal Wire Shelf Depth	21 7/8"
Storage Capacity LH	5 cu ft
Storage Capacity RH	7 cu ft
Storage Bin Height	4"
Install Dimensions (Proud)	
Cutout Height (proud installation)	29 3/16"
Cutout Width (proud installation)	40 7/16"
Cutout Depth (proud installation)	24 11/16" min.
Product Dimensions (Flush)	
Cutout Height (flush installation)	30 11/16"
Cutout Width (flush installation)	33 1/2"
Cutout Depth (flush installation)	42 3/16"
Accessories	
Removable Storage Bins	3 (left)
Heavy Gauge Wire Shelves	2 (right)
Warranty	Limited 2 Years Parts & Labor

OUTDOOR WARMING DRAWER



MODEL no.	WD1-30-SSOD
Price (UMRP)	\$1,599
SKU	71507
Type of appliance	30" Outdoor Warming Drawer
Product Dimensions (excluding handle)	D: 26 1/8" x W: 30" x H: 16"
Features	
Finish	304 Grade Stainless Steel
Weather Resistant	●
Built-in Installation	●
Install Dimensions (Proud)	
Cutout Height (proud installation)	14 7/16"
Cutout Width (proud installation)	28 3/8"
Cutout Depth (proud installation)	24 3/16"
Product Dimensions (Flush)	
Cutout Height (flush installation)	16 3/8"
Cutout Width (flush installation)	30 3/16"
Cutout Depth (flush installation)	26 3/16"
Accessories	
Removable Storage Bins	●
Control	Thermostatically Controlled
Low Setting	140° - 170°F
Medium Setting	170° - 200°F
High Setting	200° - 230°F
Electrical Requirements	120V 60Hz
Warranty	5 Year Limited warranty

BUILT-IN PATIO HEATER



MODEL no.	DRH-48N
Price (UMRP)	\$1,499
SKU	71531
Type of appliance	Built-in Patio Heater
Product Dimensions (excluding handle)	D: 7 3/4" x W: 48" x H: 10 1/4"
Features	
Finish	304 Grade Stainless Steel
Weather Resistant	●
BTU Rating	56,000 BTU
Accessories	
Optional Remote Control	DRH-RMT
Optional Remote Control SKU	70797
Optional Remote Control PRICE (USD)^	\$189.00
Gas Requirements	Max. Pressure: 1/2 psig, Min. Pressure: 6" W.C. Manifold Pressure: 5" W.C. Internal 5" W.C. Regulator
Electrical Requirements	120V 60Hz
Warranty	5 Year Limited warranty



MODEL no.	DRH-RMT
Price (UMRP)	\$199
SKU	70797
Type of appliance	On-Off Remote Control for DRH-48

INSULATED JACKETS



MODEL no.	BGA54-IJS	BGA48-IJS
Price (UMRP)	\$919	\$869
SKU	71334	70172
Type of appliance	54" Insulated Jacket	48" Insulated Jacket
Product Dimensions	D: 23 3/4" x W: 59 7/8" x H: 11 1/8"	D: 23 3/4" x W: 51 1/2" x H: 11 1/8"
Cutout Dimensions	D: 23 3/4" x W: 60" x H: 11 1/8"	D: 23 3/4" x W: 51 5/8" x H: 11 1/8"
Approx. Shipping Weight	79lbs (estimate, product only excluding packaging)	106lbs
Features		
Finish	304 Grade Stainless Steel	304 Grade Stainless Steel
Weather Resistant	●	●
Warranty	Limited 2 Years Parts & Labor	Limited 2 Years Parts & Labor




MODEL no.	BGA42-IJS	BGA36-IJS	BGB30-IJS
Price (UMRP)	\$839	\$819	\$719
SKU	71335	70167	70859
Type of appliance	42" Insulated Jacket	36" Insulated Jacket	30" Insulated Jacket
Product Dimensions	D: 23 3/4" x W: 47 13/16" x H: 11 1/8"	D: 23 3/4" x W: 40 3/8" x H: 11 1/8"	D: 23 3/4" x W: 34 5/8" x H: 11 1/8"
Cutout Dimensions	D: 23 3/4" x W: 48" x H: 11 1/8"	D: 23 3/4" x W: 40 1/2" x H: 11 1/8"	D: 23 3/4" x W: 34 7/8" x H: 11 1/8"
Approx. Shipping Weight	66lbs (estimate, product only excluding packaging)	75lbs	53lbs
Features			
Finish	304 Grade Stainless Steel	304 Grade Stainless Steel	304 Grade Stainless Steel
Weather Resistant	●	●	●
Warranty	Limited 2 Years Parts & Labor	Limited 2 Years Parts & Labor	Limited 2 Years Parts & Labor

STORAGE UNITS

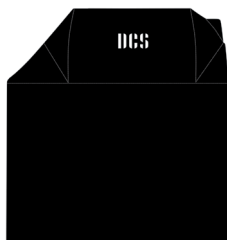


MODEL no.	ASE6-48 / ASE6-36	ASH6-48 / ASH6-36
Price (UMRP)	\$299	\$299
SKU	71405 / 71332 (48" / 36")	71406 / 71333 (48" / 36")
Type of appliance	6" Series 9 Accessory Storage Unit	6" Series 7 Accessory Storage Unit
Product Dimensions (excluding handle)	D: 26 7/8" x W: 7 11/16" x H: 11 13/64"	D: 26 7/8" x W: 7 3/8" x H: 11 13/64"
Features		
Finish	304 Grade Stainless Steel	304 Grade Stainless Steel
Weather Resistant	●	●
Built-in Installation	●	●
Install Dimensions (Proud)	54" size	54" size
Cutout Height (proud installation)	10 1/8"	10 1/8"
Cutout Width (proud installation)	52 1/8"	40 1/2"
Cutout Depth (proud installation)	22 3/4" min.	22 3/4" min.
Warranty	Limited 2 Years Parts & Labor	Limited 2 Years Parts & Labor

GRILL COVERS

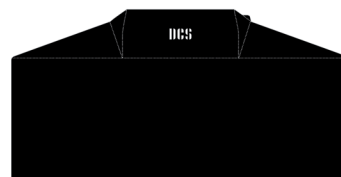


MODEL no.	ACBI-30	BFG30-ACBI
Price (UMRP)	\$129	\$139
SKU	71543	71538
Type of appliance	30" Series 7 Built-In Grill Cover	30" Series 7 Built-In Grill Cover
Features		
Finish	PVC, 400 Denier Polyester	PVC, 400 Denier Polyester
Fits DCS Grill	BH1-30R-N, BH1-30R-L	BFGC-30G-N, BFGC-30G-L
Waterproof	•	•
Double Layer Construction	•	•
Level 4 UV Protection	•	•
Anti-Cold-Crack	•	•
Innerflow Section	•	•

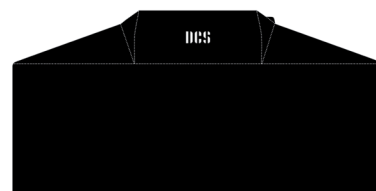



MODEL no.	ACC-30SB	ACC-30
Price (UMRP)	\$179	\$179
SKU	71549	71548
Type of appliance	30" Series 7 Grill On-Cart Cover with side burner	30" Series 7 Grill On-Cart Cover
Features		
Finish	PVC, 400 Denier Polyester	PVC, 400 Denier Polyester
Fits DCS Grill	BGC30-BQ-N, BGC30-BQ-L	BH1-30R-N, BH1-30R-L
Waterproof	•	•
Double Layer Construction	•	•
Level 4 UV Protection	•	•
Anti-Cold-Crack	•	•
Innerflow Section	•	•

GRILL COVERS



MODEL no.	ACBI-36	ACC-36
Price (UMRP)	\$139	\$209
SKU	71542	71547
Type of appliance	36" Series 7 Built-in Grill Cover	36" Series 7 Grill On-Cart Cover
Features		
Finish	PVC, 400 Denier Polyester	PVC, 400 Denier Polyester
Fits DCS Grill	BH1-36R-N, BH1-36R-L	BH1-36R-N, BH1-36R-L
Waterproof	•	•
Double Layer Construction	•	•
Level 4 UV Protection	•	•
Anti-Cold-Crack	•	•
Innerflow Section	•	•




MODEL no.	ACBI-36E	ACC-36E
Price (UMRP)	\$139	\$209
SKU	71535	71537
Type of appliance	36" Series 9 Built-In Grill Cover	36" Series 9 Grill-On Cover
Features		
Finish	PVC, 400 Denier Polyester	PVC, 400 Denier Polyester
Fits DCS Grill	BE1-36RC-L, BE1-36RC-N	BE1-36RC-L, BE1-36RC-N
Waterproof	•	•
Double Layer Construction	•	•
Level 4 UV Protection	•	•
Anti-Cold-Crack	•	•
Innerflow Section	•	•

GRILL COVERS



MODEL no.	ACBI-48	ACBI-48SB
Price (UMRP)	\$169	\$169
SKU	71540	71541
Type of appliance	48" Series 7 Built-in Grill Cover	48" Series 7 Built-in Grill Cover
Features		
Finish	PVC, 400 Denier Polyester	PVC, 400 Denier Polyester
Fits DCS Grill	BH1-48R-N, BH1-48R-L	BH1-48RS-N, BH1-48RS-L
Waterproof	●	●
Double Layer Construction	●	●
Level 4 UV Protection	●	●
Anti-Cold-Crack	●	●
Innerflow Section	●	●



MODEL no.	ACC-48	ACC-48SB
Price (UMRP)	\$249	\$229
SKU	71545	71546
Type of appliance	48" Series 7 Grill On-Cart Cover	48" Series 7 Grill On-Cart Cover
Features		
Finish	PVC, 400 Denier Polyester	PVC, 400 Denier Polyester
Fits DCS Grill	BH1-48R-N, BH1-48R-L	BH1-48RS-N, BH1-48RS-L
Waterproof	●	●
Double Layer Construction	●	●
Level 4 UV Protection	●	●
Anti-Cold-Crack	●	●
Innerflow Section	●	●

GRILL COVERS



MODEL no.	ACBI-48E	ACC-48E
Price (UMRP)	\$169	\$249
SKU	71534	71536
Type of appliance	48" Series 9 Built-In Grill Cover	48" Series 9 Grill-On Cover
Features		
Finish	PVC, 400 Denier Polyester	PVC, 400 Denier Polyester
Fits DCS Grill	BE1-48RC-L, BE1-48RC-N	BE1-48RC-L, BE1-48RC-N
Waterproof	●	●
Double Layer Construction	●	●
Level 4 UV Protection	●	●
Anti-Cold-Crack	●	●
Innerflow Section	●	●

ACCESSORIES




MODEL no.	AA-HS	AA-DB
Price (UMRP)	\$99	\$99
SKU	71190	71168
Type of appliance	DCS Apron - Hickory Stripe	DCS Apron - Duck Brown
Description	A necessity for any serious griller, this DCS apron is generously sized and features a front storage pocket and adjustable neck band. Made in America from 100% Vintage Cotton Hickory Stripe and handfinished with brass fittings.	A necessity for any serious griller, this DCS apron is generously sized and features a front storage pocket and adjustable neck band. Made from 100% Vintage Cotton Duck Brown and handfinished with brass fittings.




MODEL no.	ATS-CK3	AT-SPT	AT-TNG
Price (UMRP)	\$79	\$29	\$29
SKU	71202	71172	71173
Type of appliance	DCS Cook Tool Set (3 Piece)	DCS Grill Spatula	DCS Grill Tongs
Description	The DCS Cook Tools set features high grade stainless steel spatula, tongs and fork all with walnut handles and brass rivet detailing. Generously sized and perfectly weighted, DCS grill tools feel as good in your hand as they look.	The DCS Grill Spatula is crafted from high grade stainless steel with a walnut handle and brass rivet detailing. Generously sized and perfectly weighted, DCS grill tools feel as good in your hand as they look.	DCS Grill Tongs are crafted from high grade stainless steel with a walnut handle and brass rivet detailing. Generously sized and perfectly weighted, DCS grill tools feel as good in your hand as they look.

ACCESSORIES



MODEL no.	AT-MLT	ATS-SK6
Price (UMRP)	\$10	\$20
SKU	71336	71191
Type of appliance	Grease Management Grilling Multi-tool	DCS Grill Skewer Set
Description	Use the DCS Grill Multi-tool for easily lifting, moving hot greasy grates and scraping out the grease management system trough. Crafted from stainless steel and hand-finished with a walnut handle and brass rivet detailing, it is the perfect companion for your powerful grill.	DCS Skewers are an essential for the Grill Chef. Available in packs of six, these solid stainless steel skewers are robust and easy to clean.



MODEL no.	BGC-IR	BGC-GP
Price (UMRP)	\$319	\$319
SKU	71409	71410
Type of appliance	Hybrid Infrared Burner	Grill Griddle Plate
Description	The DCS Infrared Hybrid Burner delivers rapid heat-up with precise control of the heat turn-down, allowing great flexibility with what foods you are able to cook on the grill. The infrared burner also provides traditional sear lines on food, for the authentic grill experience.	Made of commercial quality plated stainless steel that insures a level cooking surface and even heat distribution, the DCS Grill Griddle Plate allows you to cook delicate items on your Grill with ease.

ACCESSORIES



MODEL no.	QDHKM30 1/2"
Price (UMRP)	\$179
SKU	70676
Type of appliance	Quick Disconnect Hose
Description	Includes 12" flexible gas hose, 1/2" male quick-disconnect on one end and 1/2" female flare swivel on the other. CSA certified for Natural or LP gas.



MODEL no.	TDBC-ADR1CAD
Price (UMRP)	\$99
SKU	70907
Type of appliance	Tank Drawer (Bottom Cover)
Description	For use with your Access Drawers or CAD Carts. The Tank Drawer Bottom Cover can convert your propane drawer into a deep storage drawer or a trash bin when used in conjunction with the Waste Basket Holder.

MODEL no.	WBH-ADR1CAD
Price (UMRP)	\$199
SKU	70906
Type of appliance	Waste Basket Holder
Description	In conjunction with the Tank Drawer Bottom Cover, you can convert your LP Tank Drawer into a convenient trash / recycle drawer. Bins are included with kit. For use with your Access Drawers or CAD Carts.

ACCESSORIES



MODEL no.	CW-20	WRGS
Price (UMRP)	\$199	\$39
SKU	70496	70403
Type of appliance	Commercial Wok	Wok Ring
Description	<p>A versatile accessory for both indoor and outdoor kitchens, this commercial-style stainless steel wok features a traditional rounded bottom, and a lightweight aluminum lid. A hardwood lid handle helps maintain safe-to-touch temperatures so you can safely remove and replace the lid while cooking. (Wok Ring is required for use).</p> <p>Wok ring attachment for side burner.</p>	

MODEL no.	BGA-4PC	BGA-6PC
Price (UMRP)	\$30	\$35
SKU	71422	71423
Type of appliance	4 FT Power Extension Cable	6 FT Power Extension Cable

MODEL no.	BGA-LB	BGA-PS
Price (UMRP)	\$70	\$20
SKU	71424	71425
Type of appliance	External Lighting Power Button	Power Splitter

DES